

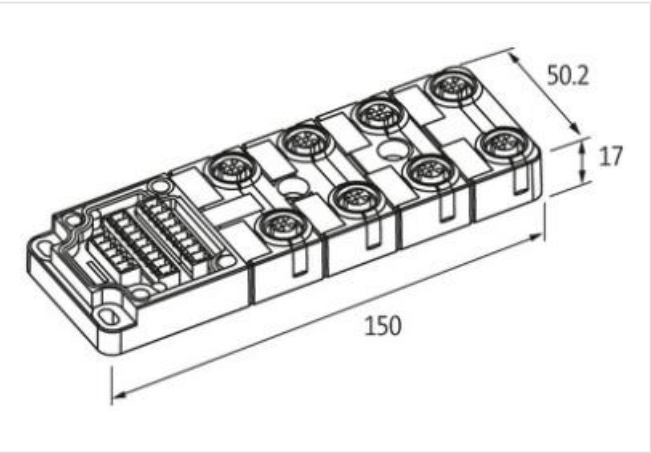
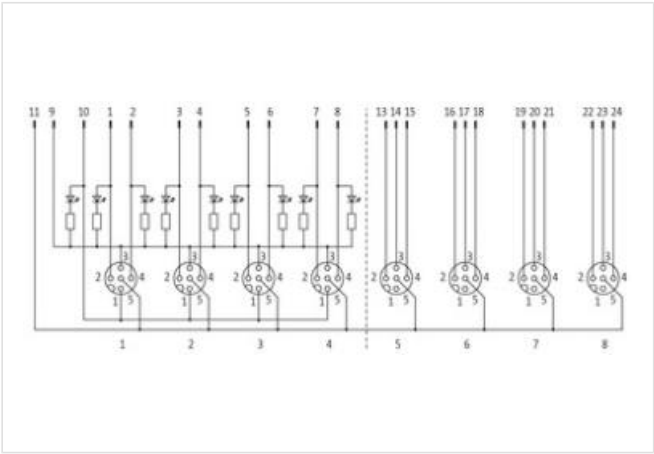
EXACT12 SAFETY, GRUNDMODUL P1-4: M12, 5 POLE LED

P5-8: M12 3-pol. 1:1, no LED

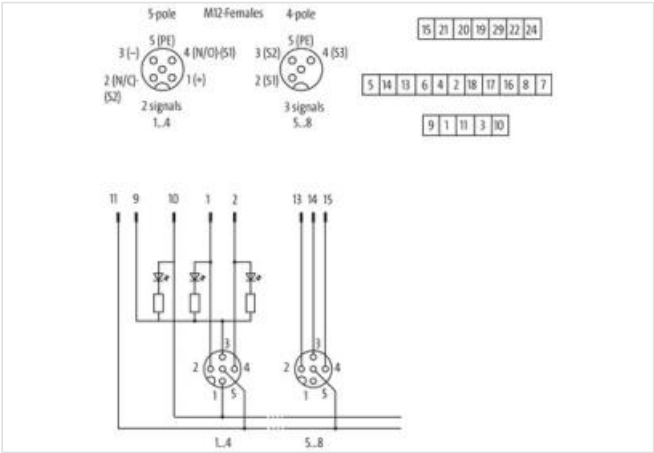
5-pole (port.1...4)
4-pole (port 5...8)
with LED for digital PNP-signals 24 V DC (port 1...4)
Plastic housings with good resistance against chemicals and oils.
The resistance to aggressive media should be individually tested for your application. Further details on request.

Link to Product

Illustration



Product may differ from Image



| Commercial data | |
|-----------------|----------|
| ECLASS-6.0 | 27143423 |
| ECLASS-6.1 | 27279219 |
| ECLASS-7.0 | 27279219 |
| ECLASS-8.0 | 27279219 |
| ECLASS-9.0 | 27440108 |

| | |
|-----------------------|---------------|
| ECLASS-10.1 | 27440111 |
| ECLASS-11.1 | 27440111 |
| ECLASS-12.0 | 27440111 |
| ETIM-5.0 | EC002585 |
| customs tariff number | 85369010 |
| GTIN | 4048879315616 |
| Packaging unit | 1 |

Electrical data | Supply

| | |
|------------------------------------|------|
| Operating voltage DC | 24 V |
| Current operating per contact max. | 4 A |
| Total current max. | 8 A |

Installation | Connection

| | |
|--------------|---------|
| Mounting set | M12 x 1 |
|--------------|---------|

Device protection | Electrical

| | |
|-------------------------------------|------------|
| Degree of protection (EN IEC 60529) | IP65, IP67 |
|-------------------------------------|------------|

Device protection | Media

| | |
|------------------|-----------------|
| Flame resistance | flame retardant |
|------------------|-----------------|

Mechanical data | Material data

| | |
|------------------|---------|
| Material housing | Plastic |
|------------------|---------|

Mechanical data | Mounting data

| | |
|-----------------|----------------|
| Mounting method | Schraubgewinde |
|-----------------|----------------|

Environmental characteristics | Climatic

| | |
|----------------------------|--------|
| Operating temperature min. | -20 °C |
| Operating temperature max. | 60 °C |

Connection type 3

| | |
|--------------------------|---------|
| Family construction form | Cap |
| No. of poles | 24 |
| Family construction form | M12 |
| Gender | female |
| Color contact carrier | yellow |
| Coding | A |
| No. of poles | 5 |
| PIN 1 | n.c. |
| PIN 2 | S 2 |
| PIN 3 | S 3 |
| PIN 4 | S 4 |
| PIN 5 | PE |
| Family construction form | M12 |
| Gender | female |
| Color contact carrier | black |
| Coding | A |
| No. of poles | 5 |
| PIN 1 | 24 V DC |
| PIN 2 | S 2 |
| PIN 3 | 0 V |
| PIN 4 | S 1 |
| PIN 5 | PE |