

EXACT12, 8XM12, 5-POLE, MOULDED CABLE

10.0m PUR/PVC 16x0,34+3X0.75, UL/CSA

8-way, 5-pole

PUR/PVC

Homerun cable with spring clamp terminals

5.0 m

11/12-pole

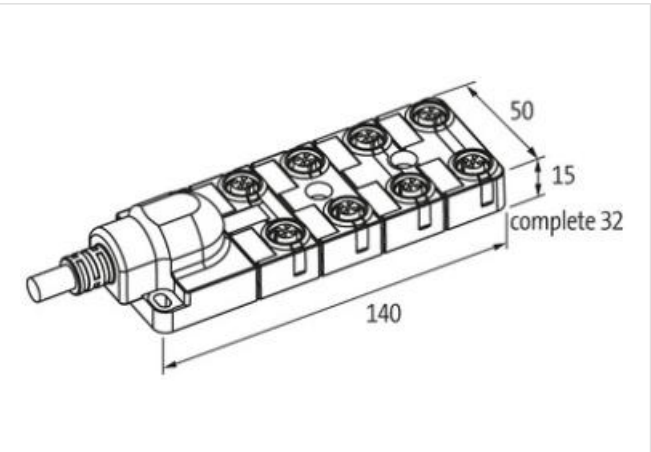
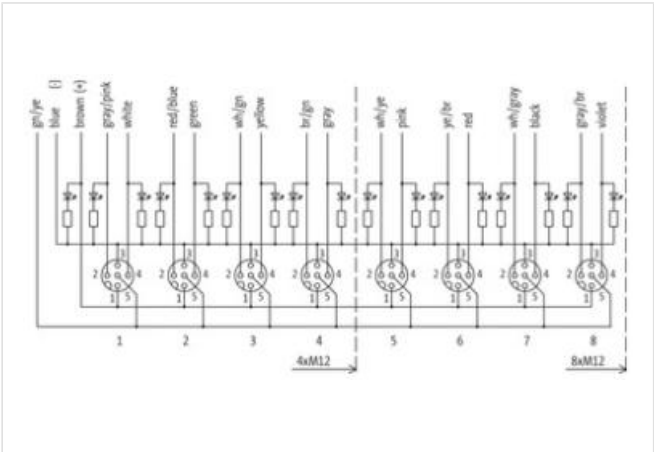
Further cable lengths on request.

Plastic housings with good resistance against chemicals and oils.

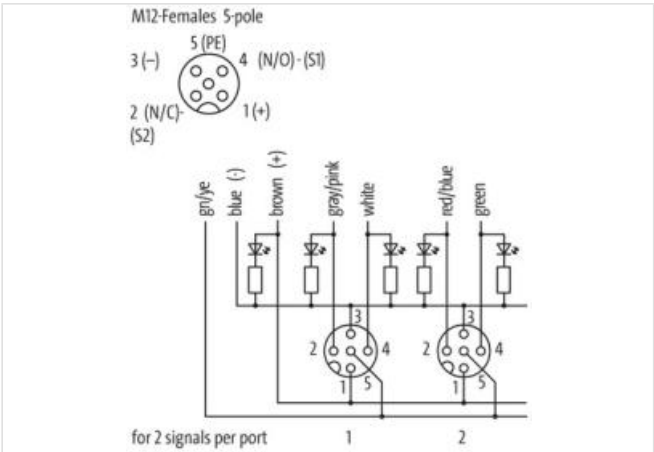
The resistance to aggressive media should be individually tested for your application. Further details on request.

Link to Product

Illustration



Product may differ from Image



| Commercial data | |
|-----------------|----------|
| ECLASS-6.0 | 27143423 |
| ECLASS-6.1 | 27279219 |

| | |
|-----------------------|---------------|
| ECLASS-7.0 | 27279219 |
| ECLASS-8.0 | 27279219 |
| ECLASS-9.0 | 27440108 |
| ECLASS-10.1 | 27440108 |
| ECLASS-11.1 | 27440108 |
| ECLASS-12.0 | 27440108 |
| ETIM-5.0 | EC002585 |
| customs tariff number | 85444290 |
| GTIN | 4048879408028 |
| Packaging unit | 1 |

Electrical data | Supply

| | |
|------------------------------------|------|
| Operating voltage DC | 24 V |
| Current operating per contact max. | 4 A |

Installation | Connection

| | |
|--------------|---------|
| Mounting set | M12 x 1 |
|--------------|---------|

Device protection | Electrical

| | |
|-------------------------------------|------------|
| Degree of protection (EN IEC 60529) | IP65, IP67 |
|-------------------------------------|------------|

Device protection | Media

| | |
|------------------|-----------------|
| Flame resistance | flame retardant |
|------------------|-----------------|

Mechanical data | Material data

| | |
|------------------|---------|
| Material housing | Plastic |
|------------------|---------|

Mechanical data | Mounting data

| | |
|-----------------|----------------|
| Mounting method | Schraubgewinde |
|-----------------|----------------|

Environmental characteristics | Climatic

| | |
|--|----------------------------|
| Operating temperature min. | -20 °C |
| Operating temperature max. | 70 °C |
| Additional condition temperature range | depending on cable quality |

Installation | Cable

| | |
|--|--|
| STOOW style jacket | Hybrid, Signal, Power |
| Cable identification | 398 |
| Cable Type | 2 |
| Jacket Color | gray |
| Type of Certificate | cURus |
| Amount stranding | 1 |
| Stranding | 7 wires around Core filler twisted |
| Amount stranding (type 2) | 1 |
| Stranding (type 2) | 12 wires around Stranding combination twisted |
| wire arrangement | white, gray-pink, brown-green, yellow, green-white, green, red-blue, (violet, brown-gray, black, gray-white, red, brown-yellow, pink, yellow-white, gray, blue, brown, green-yellow) |
| Cable weight | 165 g/m |
| Material jacket | PUR |
| Shore hardness jacket | 87 ± 5 Shore A |
| Freedom from ingredients (jacket) | lead-free, cadmium-free, CFC-free, silicone-free |
| Outer-diameter (jacket) | 10 mm |
| Tolerance outer diameter (sheath) | ± 5 % |
| Material inner jacket | PVC |
| Color (inner jacket) | gray |
| Material wire insulation | PVC |
| Amount wires | 16 |
| Outer diameter insulation | 1,3 mm |
| Outer diameter tolerance core insulation | ± 5 % |

| | |
|---|--|
| Shore hardness wire insulation | 43 ± 5 Shore D |
| Material properties wire insulation | good machinability |
| Ingredient freeness wire insulation | lead-free, cadmium-free, CFC-free, silicone-free |
| Amount strands (wire) | 19 |
| Diameter of single wires | 0,15 mm |
| Conductor crosssection (wire) | 0,34 mm ² |
| Material conductor wire | Stranded copper wire, bare |
| Conductor type (wire) | Strand class 5 |
| Traversing distance (C-track) | 5 m @ 25 °C |
| Travel speed (C-track) | 3 |
| Material wire insulation (Power) | PVC |
| Outer diameter wire insulation (Power) | 1,8 mm |
| Tolerance outer diameter wire insulation (Power) | ±5 % |
| Shore hardness wire insulation (Power) | 43±5 Shore D |
| Material properties wire insulation (Power) | good machinability |
| Ingredient freeness wire insulation (Power) | lead-free, cadmium-free, CFC-free, silicone-free |
| Amount strands wire (Power) | 42 |
| Diameter of single wires (Power) | 0,15 mm |
| Wire conductor cross section (Power) | 0,75 mm ² |
| Material conductor wire (Power) | Stranded copper wire, bare |
| Conductor type wire (Power) | strand class 6 |
| Max. rated voltage (conductor - conductor) | 300 V |
| Max. rated voltage (conductor - ground) | 300 V |
| Current load capacity (standard) | to DIN VDE 0298-4 |
| Current load capacity min. wire | 4 A |
| Loop resistance | 7,8 A |
| Electrical resistance line constant wire | 57 Ω/km @ 20 °C |
| Electrical resistance coating wire (Power) | 26 Ω/km @20 °C |
| AC withstand voltage (wire - wire) | 2 kV @ 60 s |
| Power frequency withstand voltage (wire - jacket) | 2 kV @ 60 s |
| Min. operating temperature (static) | -30 °C |
| Max. operating temperature (fixed) | 80 °C |
| Operating temperature min. (dynamic) | -5 °C |
| Operating temperature max. (dynamic) | 70 °C |
| Flame resistance | IEC 60332-2-2 UL 1581 § 1090 UL 1581 § 1100 FT2 |
| chemical resistance | Good, application-related testing |
| Gasoline resistance | Good, application-related testing |
| Oil resistance | Good, application-related testing DIN EN 60811-404 |
| Bending radius (fixed) | 5 x Outer diameter |
| Bending radius (dynamic) | 10 x Outer diameter |
| Travel speed (C-track) | 2 Mio. @ 25 °C |

Connection type 2

| | |
|--------------------------|----------------|
| Family construction form | free cable end |
| Color contact carrier | gray |
| No. of poles | 19 |
| Family construction form | M12 |
| Gender | female |
| Color contact carrier | black |
| Coding | A |
| No. of poles | 5 |
| PIN 1 | + |
| PIN 2 | NC S 2 |

| | |
|-------|--------|
| PIN 3 | - |
| PIN 4 | NO S 1 |
| PIN 5 | PE |