

Mini (7/8) 4 pole, Male (Ext.) 0°/Female 0°

PUR 4x1.5 (4x16AWG) bk UL/CSA

Male straight – female straight

7/8" – 7/8", 4-pole

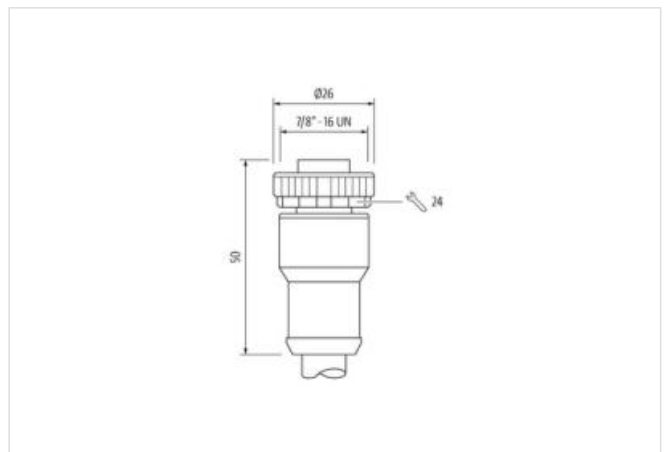
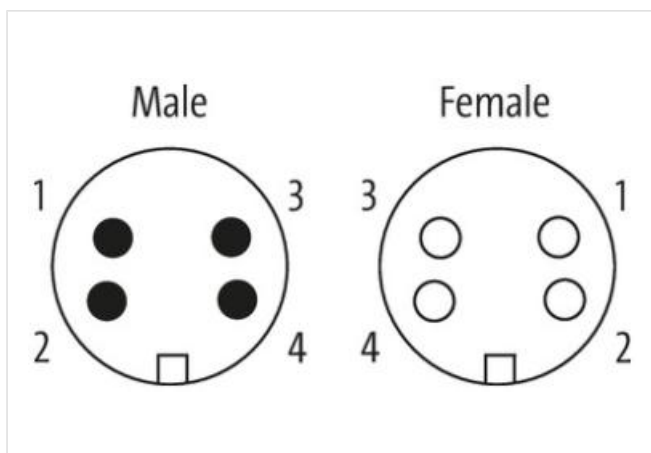
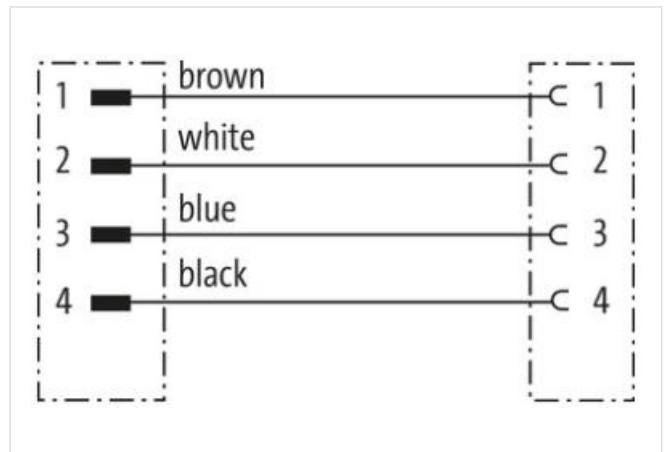
Power cable

USA

Further cable lengths on request.

Plastic housings with good resistance against chemicals and oils.

The resistance to aggressive media should be individually tested for your application. Further details on request.

[Link to Product](#)**Illustration**



Product may differ from Image



| | |
|--|-------------------|
| Cable length | 1,5 m |
| Side 1 | |
| Tightening torque | 1,5 Nm |
| Family construction form | 7/8" |
| Thread | 7/8" |
| Width across flats | SW24 |
| Side 2 | |
| Tightening torque | 1,5 Nm |
| Thread | 7/8" |
| Commercial data | |
| ECLASS-6.0 | 27279218 |
| ECLASS-6.1 | 27279218 |
| ECLASS-7.0 | 27279218 |
| ECLASS-8.0 | 27279218 |
| ECLASS-9.0 | 27060327 |
| ECLASS-10.1 | 27060311 |
| ECLASS-11.1 | 27060311 |
| ECLASS-12.0 | 27060327 |
| ETIM-5.0 | EC001855 |
| customs tariff number | 85444290 |
| GTIN | 4048879698115 |
| Packaging unit | 1 |
| Electrical data Supply | |
| Operating voltage AC max. | 600 V |
| Operating voltage DC max. | 600 V |
| Current operating per contact max. | 9 A |
| Device protection Electrical | |
| Degree of protection (EN IEC 60529) | IP68 |
| Additional condition protection degree | inserted, screwed |
| Mechanical data Material data | |
| Coating locking | Nickeled |

| | |
|---|---|
| Material housing | PUR |
| Locking material | Zinc die-casting |
| Mechanical data Mounting data | |
| Mounting method | inserted, screwed, Shaking protection |
| Environmental characteristics Climatic | |
| Operating temperature min. | -25 °C |
| Operating temperature max. | 80 °C |
| Additional condition temperature range | depending on cable quality |
| Important installation notes | |
| Note on strain relief | Protect the connectors by suitable measures from mechanical loads, e.g. by the usage of cable ties. |
| Note on bending radius | Attention: Observe the permissible bending radii when laying cables, as the IP protection class can be endangered by excessive bending forces. |
| Installation Cable | |
| Cable identification | UMC |
| Jacket Color | black |
| wire arrangement | brown, white, blue, black |
| Material jacket | PUR |
| Outer-diameter (jacket) | 8 mm |
| Tolerance outer diameter (sheath) | ± 5 % |
| Amount wires | 4 |
| Outer diameter insulation | 2,3 mm |
| Outer diameter tolerance core insulation | ± 5 % |
| Conductor crosssection (wire) | 1,5 mm ² |
| Min. operating temperature (static) | -50 °C |
| Max. operating temperature (fixed) | 80 °C |
| Operating temperature min. (dynamic) | -20 °C |
| Operating temperature max. (dynamic) | 80 °C |
| Flame resistance | UL 1581 § 1100 FT2 IEC 60332-2-2 UL 1581 § 1090 |
| chemical resistance | Good, application-related testing |
| Gasoline resistance | Good, application-related testing |
| Oil resistance | DIN EN 60811-404 Good, application-related testing |
| Bending radius (fixed) | 7,5 x Outer diameter |
| Bending radius (dynamic) | 10 x Outer diameter |
| Travel speed (C-track) | 5 Mio. |