

**Valve plug MDC06-4s / MSUD valve A-18mm Xtreme**

PUR 2x0.75 bk UL/CSA+drag ch. 3m

Xtreme - Outdoor

Male straight – female 90°

12...24 V AC/DC

compatibel to Deutsch DT06-4S

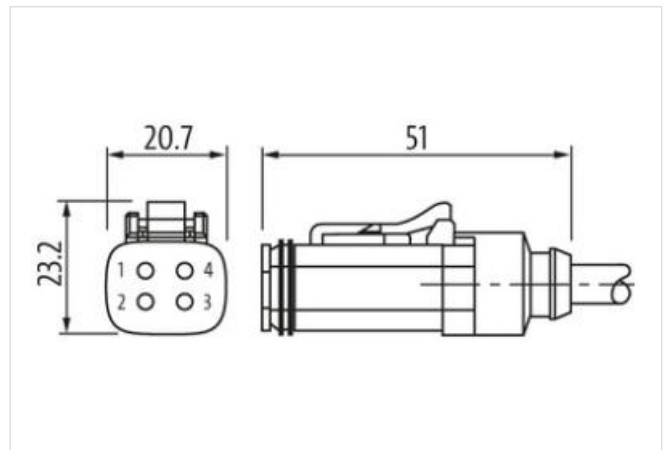
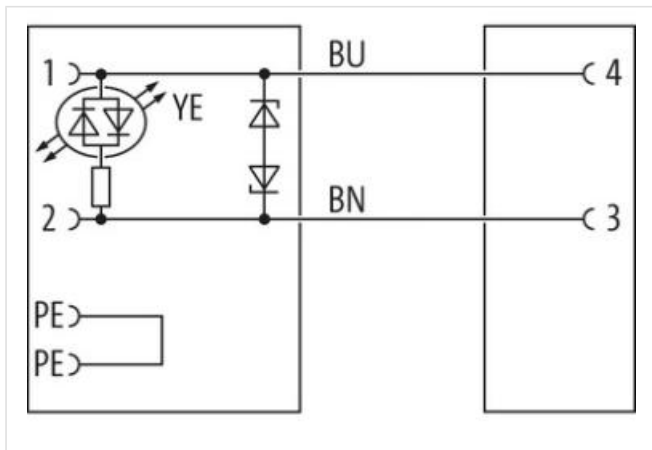
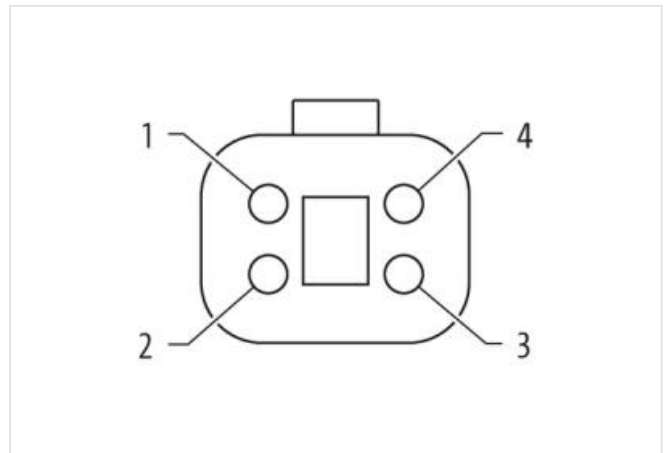
MSUD A

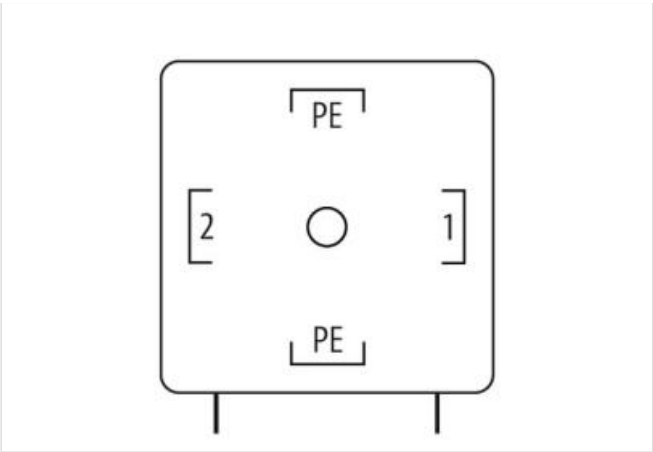
without components

Plastic housings with good resistance against chemicals and oils.

The resistance to aggressive media should be individually tested for your application. Further details on request.

Further cable lengths on request.

[Link to Product](#)**Illustration**



Product may differ from Image

Cable length	3 m
Side 1	
Mounting method	inserted, screwed
Coating contact	nickel plated
Family construction form	MSUD A
Material contact	Copper alloy
No. of poles	4
Degree of protection (EN IEC 60529)	IP65, IP66K, IP68
Side 2	
Mounting method	inserted, screwed
Coating contact	nickel plated
Family construction form	Amphenol AT06-4S
Material contact	Copper alloy
No. of poles	2
Degree of protection (EN IEC 60529)	IP68
Commercial data	
ECLASS-6.0	27279218
ECLASS-7.0	27279218
ECLASS-8.0	27279218
ECLASS-9.0	27060311
ECLASS-10.1	27060312
ECLASS-11.1	27060312
ECLASS-12.0	27060312
ETIM-5.0	EC001855
customs tariff number	85444290
GTIN	4048879900805
Packaging unit	1
Electrical data   Supply	
Operating voltage AC min.	12 V
Operating voltage AC max.	24 V
Operating voltage DC min.	12 V
Operating voltage DC max.	24 V
Current operating per contact max.	4 A
Diagnostics	
Status indication LED	yellow
Installation   Connection	

Tightening torque 0,4 Nm

Mounting set M3 x 31

#### Device protection | Electrical

Pollution Degree 3

Rated surge voltage 0,8 kV

Material group (IEC 60664-1) I

Additional suppressor without components

#### Mechanical data | Material data

Material gasket Silicon

Material housing PA

Material screw connection Stainless steel 1.4305 (V2A)

#### Mechanical data | Mounting data

Looking techniques Snap-in connector

#### Environmental characteristics | Climatic

Operating temperature min. -25 °C

Operating temperature max. 85 °C

Additional condition temperature range depending on cable quality

#### Important installation notes

Note on strain relief Protect the connectors by suitable measures from mechanical loads, e.g. by the usage of cable ties.

Note on bending radius **Attention:** Observe the permissible bending radii when laying cables, as the IP protection class can be endangered by excessive bending forces.

#### Installation | Cable

wire arrangement brown, blue

Cable identification 754

Cable Type 3

Jacket Color black

Type of Certificate cURus

Amount stranding 1

Stranding 2 wires twisted

wire arrangement brown, blue

Cable weight 40,7 g/m

Material jacket PUR

Shore hardness jacket 90 ± 5 Shore A

Freedom from ingredients (jacket) lead-free, cadmium-free, CFC-free, halogen-free, silicone-free

Outer-diameter (jacket) 5 mm

Tolerance outer diameter (sheath) ± 5 %

Material wire insulation PP

Amount wires 2

Outer diameter insulation 1,7 mm

Outer diameter tolerance core insulation ± 5 %

Shore hardness wire insulation 70 ± 5 Shore D

Ingredient freeness wire insulation lead-free, cadmium-free, CFC-free, halogen-free, silicone-free

Amount strands (wire) 42

Diameter of single wires 0,15 mm

Conductor crosssection (wire) 0,75 mm²

Material conductor wire Stranded copper wire, bare

Conductor type (wire) strand class 6

Nominal voltage AC max. 300 V

Current load capacity (standard) to DIN VDE 0298-4

Current load capacity min. wire 12 A

Electrical resistance line constant wire 26 Ω/km @ 20 °C

AC withstand voltage (wire - wire) 2,5 kV @ 60 s

Power frequency withstand voltage (wire - jacket)	2,5 kV @ 60 s
Min. operating temperature (static)	-40 °C
Max. operating temperature (fixed)	80 °C / 90 °C @ 10000 h Operation
Operating temperature min. (dynamic)	-25 °C
Operating temperature max. (dynamic)	80 °C / 90 °C @ 10000 h Operation
UV resistance	DIN EN ISO 4892-2 A
Flame resistance	UL 1581 § 1090   UL 1581 § 1100 FT2   IEC 60332-2-2
chemical resistance	Good, application-related testing
Gasoline resistance	Good, application-related testing
Oil resistance	DIN EN 60811-404   Good, application-related testing
Bending radius (fixed)	5 x Outer diameter
Bending radius (dynamic)	10 x Outer diameter
No. of bending cycles (C-track)	10 Mio. @ 25 °C
Traversing distance (C-track)	10 m @ 25 °C   horizontal
Travel speed (C-track)	3 m/s @ 25 °C
No. of torsion cycles	2 Mio.
Torsion stress	± 180 °/m
Torsion speed	35 cycles/min