

M12 male receptacle 0° A-cod. rear

3-pol., PCB pin

PCB connectors

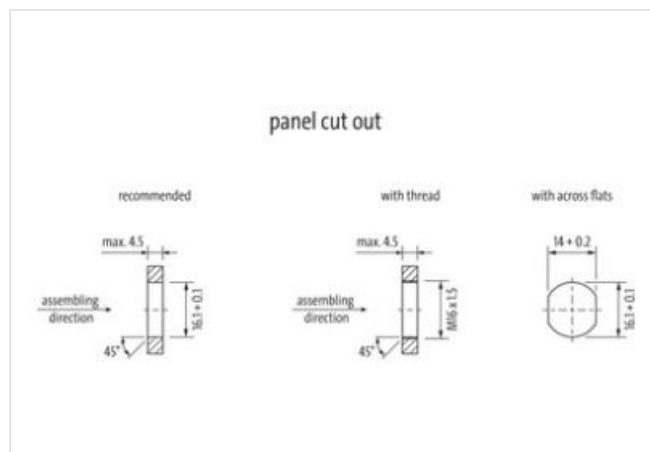
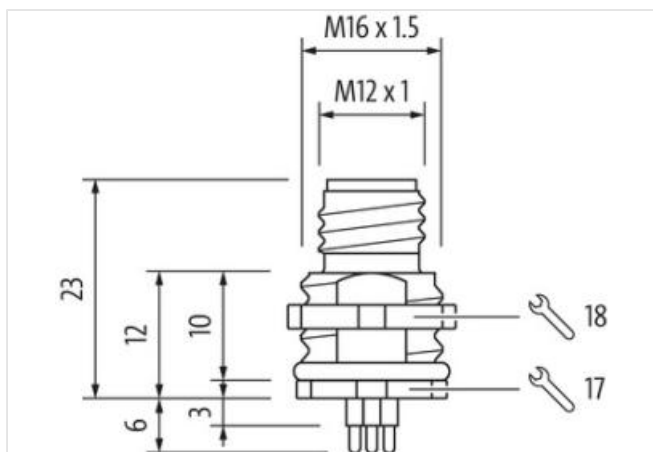
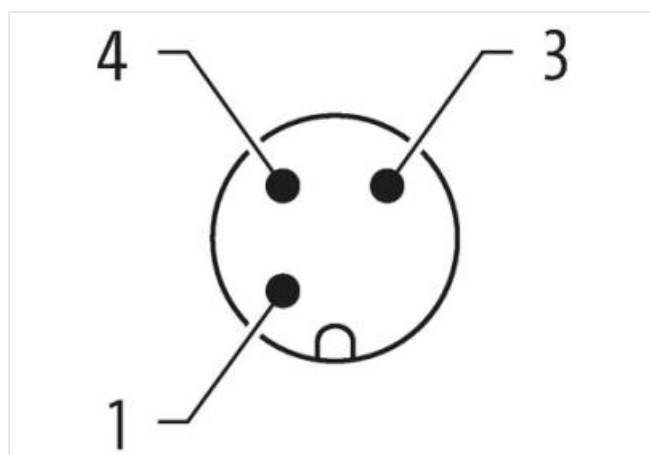
M12, 3-pole

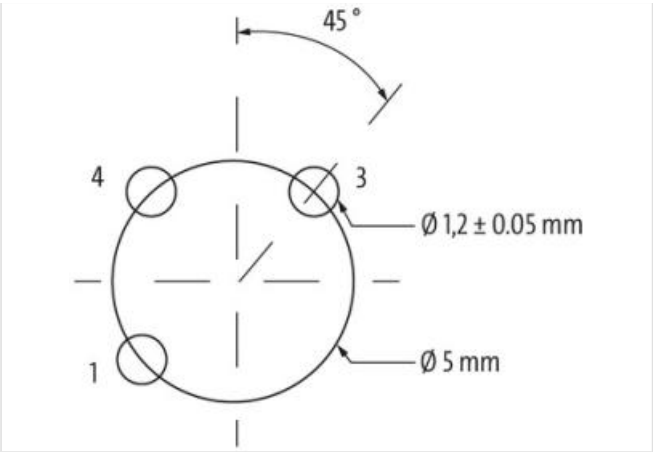
Male straight

A-coded

THT-solder connection

Rear mounting

[Link to Product](#)**Illustration**



Product may differ from Image



Side 1	
Coating contact	gold plated
Family construction form	M12
Coding	A
Material contact	Copper alloy
No. of poles	3
Commercial data	
ECLASS-6.0	27279220
ECLASS-6.1	27279220
ECLASS-7.0	27440103
ECLASS-8.0	27440103
ECLASS-9.0	27440109
ECLASS-10.1	27440109
ECLASS-11.1	27440109
ECLASS-12.0	27440109
ETIM-5.0	EC001855
customs tariff number	85366990
GTIN	4048879914857
Packaging unit	10
Electrical data Supply	
Operating voltage AC	250 V
Operating voltage DC	250 V
Current operating per contact max.	4 A
Installation Connection	
Connection information	THT-solder connection
Tightening torque	0,6 Nm
Mounting set	M12 x 1
Width across flats	SW17
Device protection Electrical	
Degree of protection (EN IEC 60529)	IP67
Additional condition protection degree	inserted, screwed
Pollution Degree	3

Insulation resistance min. 100 MΩ

Mechanical data | Material data

Coating locking nickel plated

Material housing Copper alloy

Material contact carrier PA66

Locking material Copper alloy

Mechanical data | Mounting data

Mounting method inserted, screwed, Shaking protection

Environmental characteristics | Climatic

Operating temperature min. -40 °C

Operating temperature max. 85 °C

Important installation notes

Note on strain relief Protect the connectors by suitable measures from mechanical loads, e.g. by the usage of cable ties.

Note on bending radius **Attention:** Observe the permissible bending radii when laying cables, as the IP protection class can be endangered by excessive bending forces.