

MQ15 male 0° with cable shielded 600V AC type 3

PUR 4x2.5 or UL/CSA+drag ch. 2m

Male straight

MQ15, 4-pole

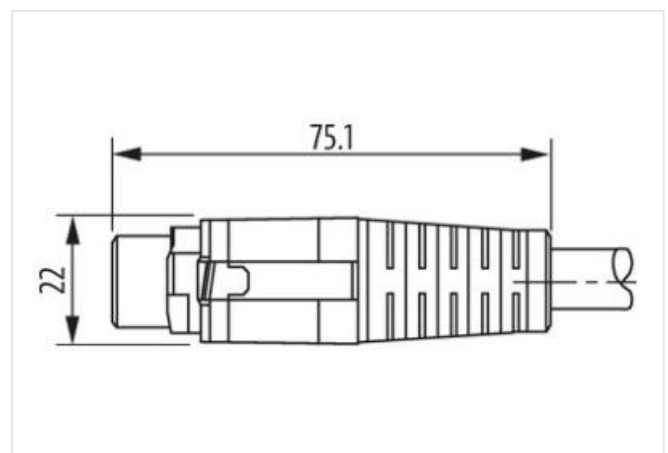
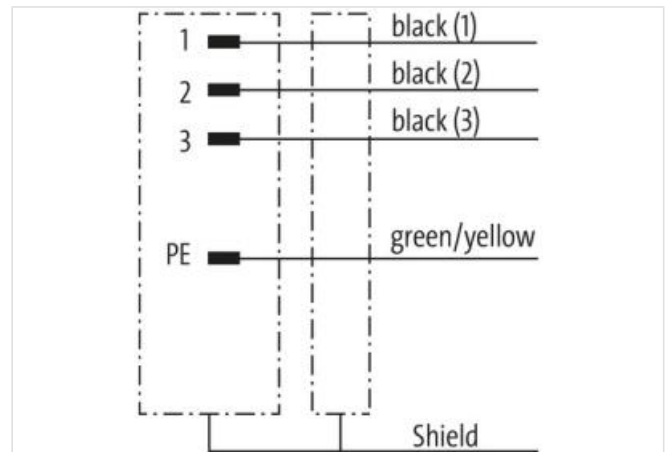

shielded

without cable sleeves

Plastic housings with good resistance against chemicals and oils.

The resistance to aggressive media should be individually tested for your application. Further details on request.

Further cable lengths on request.

[Link to Product](#)**Illustration**



Product may differ from Image



| | |
|-------------------------------------|-------------------|
| Cable length | 2 m |
| Side 1 | |
| Mounting method | inserted, screwed |
| Coating contact | silver-plated |
| Family construction form | MQ15 |
| Cable outlet | straight |
| Material contact | Copper alloy |
| No. of poles | 4 |
| Degree of protection (EN IEC 60529) | IP67 |
| Side 2 | |
| Stripping length (jacket) | 30 mm |
| Commercial data | |
| ECLASS-6.0 | 27279221 |
| ECLASS-6.1 | 27279218 |
| ECLASS-7.0 | 27279218 |
| ECLASS-8.0 | 27279218 |
| ECLASS-9.0 | 27060327 |
| ECLASS-10.1 | 27060311 |
| ECLASS-11.1 | 27060311 |
| ECLASS-12.0 | 27060327 |
| ETIM-5.0 | EC001855 |
| customs tariff number | 85444290 |
| GTIN | 4048879751803 |
| Packaging unit | 1 |
| Electrical data Supply | |
| Operating voltage AC max. | 600 V |
| Current operating per contact max. | 16 A |
| Diagnostics | |
| Status indication LED | no |
| Installation Connection | |
| Stripping length (jacket) | 30 mm |

Mating cycles min. 500

Installation | Pin assignment

Configuration fully used

Device protection | Electrical

| | |
|--|-------------------|
| Degree of protection (EN IEC 60529) | IP67 |
| Additional condition protection degree | inserted, screwed |
| Pollution Degree | 3 |
| Rated surge voltage | 4 kV |
| Material group (IEC 60664-1) | I |

Mechanical data | Material data

| | |
|-------------------------------------|---------|
| Combustibility class housing (UL94) | HB |
| Material housing | Plastic |
| Material contact carrier | PA |

Mechanical data | Mounting data

Looking techniques bayonet-locking

Environmental characteristics | Climatic

| | |
|--|----------------------------|
| Operating temperature min. | -25 °C |
| Operating temperature max. | 80 °C |
| Additional condition temperature range | depending on cable quality |

Important installation notes

| | |
|------------------------|---|
| Note on strain relief | Protect the connectors by suitable measures from mechanical loads, e.g. by the usage of cable ties. |
| Note on bending radius | Attention: Observe the permissible bending radii when laying cables, as the IP protection class can be endangered by excessive bending forces. |

Installation | Cable

| | |
|---|--|
| wire arrangement | black 1, black 2, black 3, green-yellow |
| Cable identification | P13 |
| Jacket Color | orange |
| Cable shielding (type) | copper braiding, bare |
| Cable shielding (coverage) | 85 % |
| wire arrangement | black 1, black 2, black 3, green-yellow |
| Cable weight | 149,6 g/m |
| Material jacket | PUR |
| Outer-diameter (jacket) | 10,6 mm |
| Tolerance outer diameter (sheath) | ± 5 % |
| Material wire insulation | TPE |
| Amount wires | 4 |
| Conductor crosssection (wire) | 2,5 mm² |
| Material conductor wire | Stranded copper wire, bare |
| Nominal voltage AC max. | 1000 V |
| AC withstand voltage (wire - wire) | 4 kV |
| Power frequency withstand voltage (wire - jacket) | 4 kV |
| Min. operating temperature (static) | -50 °C |
| Max. operating temperature (fixed) | 80 °C |
| Operating temperature min. (dynamic) | -35 °C |
| Operating temperature max. (dynamic) | 70 °C |
| Flame resistance | UL 1581 § 1090 UL 1581 § 1100 FT2 IEC 60332-2-2 |
| chemical resistance | Good, application-related testing |
| Gasoline resistance | Good, application-related testing |
| Oil resistance | Good, application-related testing DIN EN 60811-404 |
| Bending radius (fixed) | 4 x Outer diameter |
| Bending radius (dynamic) | 7,5 x Outer diameter |

| | |
|---------------------------------|-------------------------|
| No. of bending cycles (C-track) | 5 Mio. |
| Travel speed (C-track) | 3 m/s |
| Torsion stress | $\pm 15^\circ/\text{m}$ |