

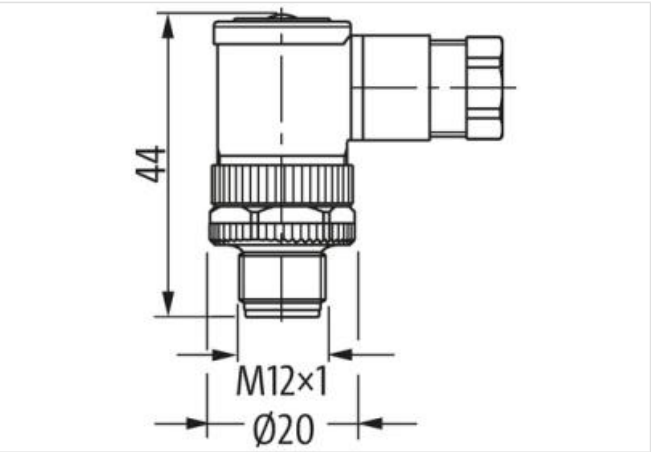
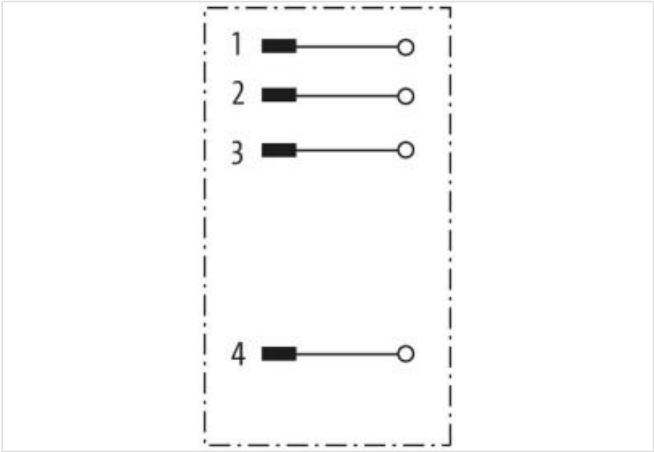
M12 Power male 90° T-cod. screw terminal

4-pol., max. 1,5mm², 8 - 10mm

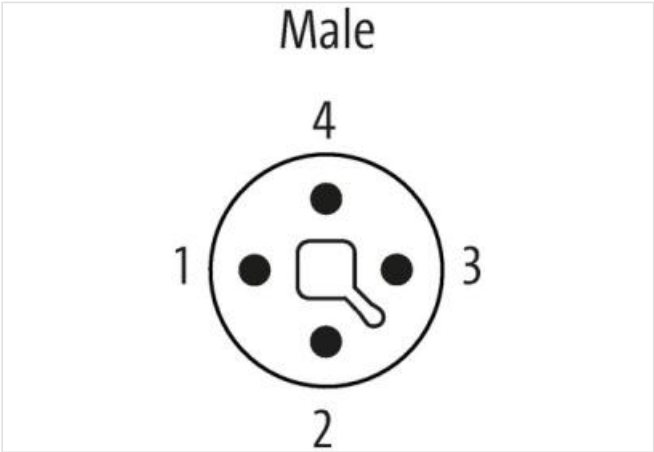
Male 90°
M12, 4-pole
T-coded
Screw terminals
Sealing range (cable Ø): 8...10 mm
Plastic housings with good resistance against chemicals and oils.
The resistance to aggressive media should be individually tested for your application. Further details on request.

[Link to Product](#)

Illustration



Product may differ from Image



Side 1	
Tightening torque	0,6 Nm
Mounting method	inserted, screwed
Family construction form	M12P

Thread	M12 x 1
Gender	male
Cable outlet	angled
Coding	T
No. of poles	4

Side 2

Mounting method	field-wireable
-----------------	----------------

Commercial data

ECLASS-6.0	27279221
ECLASS-6.1	27260702
ECLASS-7.0	27440102
ECLASS-8.0	27440102
ECLASS-9.0	27440116
ECLASS-10.1	27440102
ECLASS-11.1	27440102
ECLASS-12.0	27440116
ETIM-5.0	EC002635
customs tariff number	85366990
GTIN	4048879749077
Packaging unit	1

Electrical data | Supply

Operating voltage AC max.	63 V
Operating voltage DC max.	63 V
Current operating per contact max.	12 A

Diagnostics

Status indication LED	no
-----------------------	----

Installation

Connection cross section max.	1,5 mm ²
Rotation option	90° (4 outlet directions)

Installation | Connection

Tightening torque	0,6 Nm
Mounting set	M12 x 1
Width across flats	SW18

Device protection

Shielded	no
----------	----

Device protection | Electrical

Degree of protection (EN IEC 60529)	IP67
Additional condition protection degree	inserted, screwed
Pollution Degree	3
Rated surge voltage	1,5 kV
Material group (IEC 60664-1)	II
Overvoltage category (EN 60950-1)	III

Mechanical data | Material data

Material housing	PA
------------------	----

Mechanical data | Mounting data

Mounting method	inserted, screwed, Shaking protection
Clamping range min.	8 mm
Clamping range max.	10 mm

Environmental characteristics | Climatic

Operating temperature min.	-40 °C
----------------------------	--------

Operating temperature max. 85 °C

Important installation notes

Note on strain relief	Protect the connectors by suitable measures from mechanical loads, e.g. by the usage of cable ties.
Note on bending radius	Attention: Observe the permissible bending radii when laying cables, as the IP protection class can be endangered by excessive bending forces.