

**M12 Power L-cod. 5pol. female recept. rear mount**

wires PUR 5x1.5 0,5m

Power

Flange female

M12, 5-pole

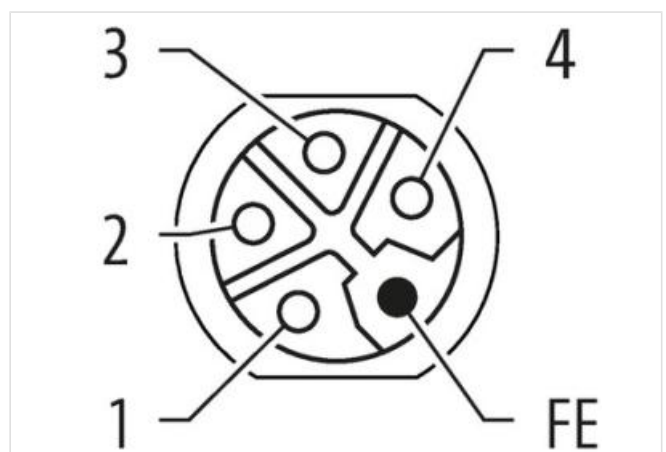
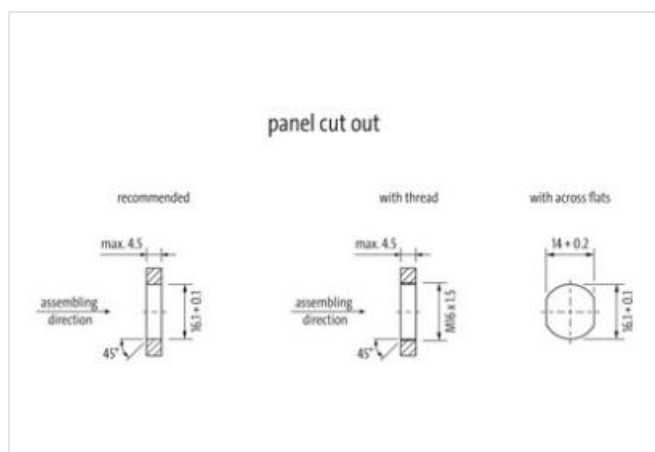
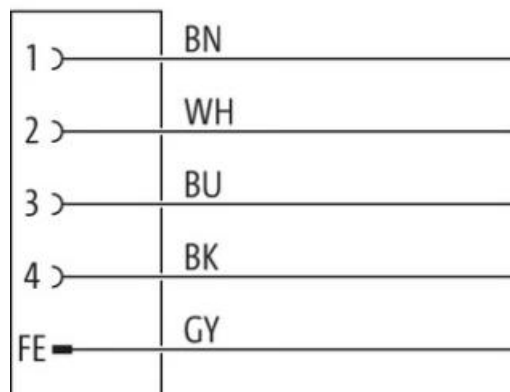
L-coded

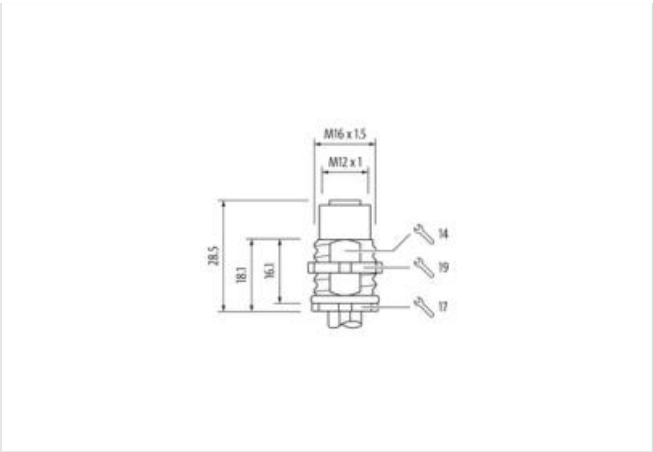
Rear mounting

with multi-strand wire

Fastening nut included in the delivery

Good chemical and oil resistance (oil resistance does not apply to use with PVC cable)

The resistance to aggressive media should be individually tested for your application. Further details on request.  
Further cable lengths on request.**[Link to Product](#)****Illustration**



Product may differ from Image



Cable length	0,5 m
Side 1	
Tightening torque	0,6 Nm
Family construction form	M12P
Thread	M12 x 1
Coding	L
No. of poles	5
Degree of protection (EN IEC 60529)	IP65, IP67
Commercial data	
ECLASS-6.0	27279221
ECLASS-6.1	27279220
ECLASS-7.0	27440103
ECLASS-8.0	27440103
ECLASS-9.0	27440103
ECLASS-10.1	27440103
ECLASS-11.1	27440103
ECLASS-12.0	27440103
ETIM-5.0	EC001855
customs tariff number	85444290
GTIN	4048879870115
Packaging unit	1
Electrical data   Supply	
Operating voltage DC max.	63 V
Current operating per contact max.	12 A
Diagnostics	
Status indication LED	no
Installation   Connection	
Mounting set	M16 x 1.5
Width across flats	SW19
Device protection   Electrical	
Protection NEMA	3, 4, 6P

Additional condition protection degree	screwed, mounted
Pollution Degree	3
Rated surge voltage	1,5 kV
Material group (IEC 60664-1)	I
<b>Mechanical data</b>	
Contour for corrugated hose	without
<b>Mechanical data   Material data</b>	
Coating housing	nickel plated
Coating locking	nickel plated
Material gasket	FKM
Material housing	Brass
Locking material	Brass
<b>Mechanical data   Mounting data</b>	
Mounting method	inserted, screwed
<b>Environmental characteristics   Climatic</b>	
Operating temperature min.	-25 °C
Operating temperature max.	85 °C
Additional condition temperature range	depending on cable quality
<b>Important installation notes</b>	
Note on strain relief	Protect the connectors by suitable measures from mechanical loads, e.g. by the usage of cable ties.
Note on bending radius	<b>Attention:</b> Observe the permissible bending radii when laying cables, as the IP protection class can be endangered by excessive bending forces.
<b>Conformity</b>	
Product standard	IEC 61076-2-111
<b>Approvals</b>	
UL 50E	yes
<b>Resistances   Cable</b>	
Cable identification	980
wire arrangement	brown, black, blue, white, gray
Material wire insulation	PUR
Amount wires	5
Outer diameter insulation	2,4 mm
Outer diameter tolerance core insulation	± 5 %
Amount strands (wire)	30
Diameter of single wires	0,25 mm
Conductor crosssection (wire)	1,5 mm <sup>2</sup>
Material conductor wire	copper stranded wire, tinned
Conductor type (wire)	Strand class 5
Min. operating temperature (static)	-40 °C
Max. operating temperature (fixed)	90 °C
Operating temperature min. (dynamic)	-25 °C
Operating temperature max. (dynamic)	90 °C
Flame resistance	UL 1581 § 1100 FT2   UL 1581 § 1090   IEC 60332-2-2
chemical resistance	Good, application-related testing
Gasoline resistance	Good, application-related testing
Oil resistance	DIN EN 60811-404   Good, application-related testing