

**Push Pull RJ45 0° IDC**

4-pol., shielded

Ethernet CAT5

Male straight

RJ45PP, 4-pole

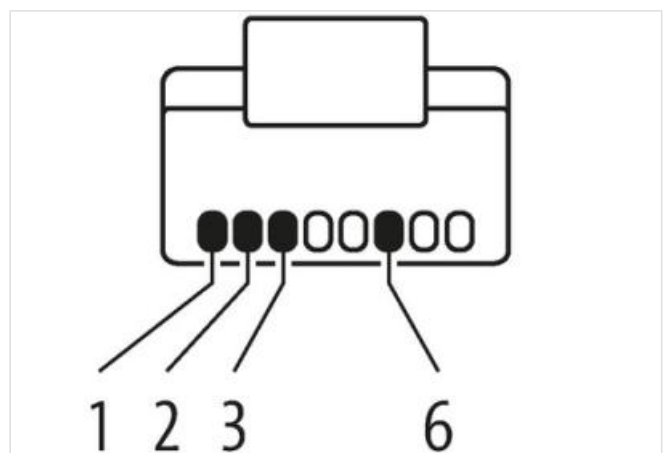
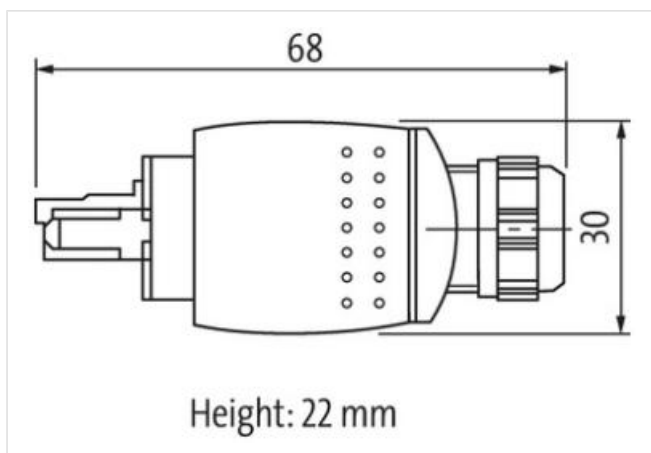
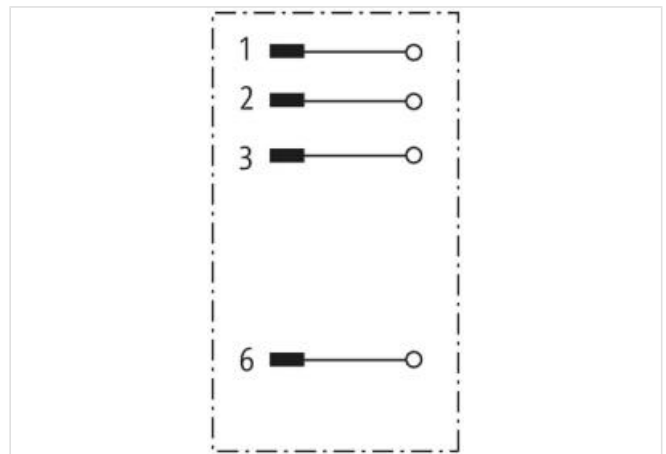
IDC terminals

Connection cross section: 0.14...0.34 mm<sup>2</sup>

Push Pull

Plastic housings with good resistance against chemicals and oils.

The resistance to aggressive media should be individually tested for your application. Further details on request.

[Link to Product](#)**Illustration**

Product may differ from Image

**Commercial data**

ECLASS-6.0 27279221

ECLASS-7.0 27440104

ECLASS-8.0	27440104
ECLASS-9.0	27440102
ETIM-5.0	EC001855
customs tariff number	85366990
GTIN	4048879113908
Packaging unit	1
<b>Electrical data   Supply</b>	
Operating voltage DC max.	60 V
Current operating per contact max.	1,76 A
<b>Industrial communication</b>	
Transfer parameters	CAT5, Class D (ISO/IEC 11801:2002), (EN 50173-1)
Data transmission rate max.	100 MBit/s
<b>Industrial communication   Ethernet functionality</b>	
duplex	Full duplex
<b>Installation</b>	
Connection cross section min.	0,14 mm²
Connection cross section max.	0,34 mm²
AWG number min.	26
AWG number max.	22
<b>Device protection   Electrical</b>	
Degree of protection (EN IEC 60529)	IP65, IP67
Additional condition protection degree	inserted, screwed
<b>Mechanical data   Mounting data</b>	
Clamping range min.	4 mm
Clamping range max.	11 mm
<b>Environmental characteristics   Climatic</b>	
Operating temperature min.	-40 °C
Operating temperature max.	70 °C
<b>Important installation notes</b>	
Note on strain relief	Protect the connectors by suitable measures from mechanical loads, e.g. by the usage of cable ties.
Note on bending radius	<b>Attention:</b> Observe the permissible bending radii when laying cables, as the IP protection class can be endangered by excessive bending forces.