

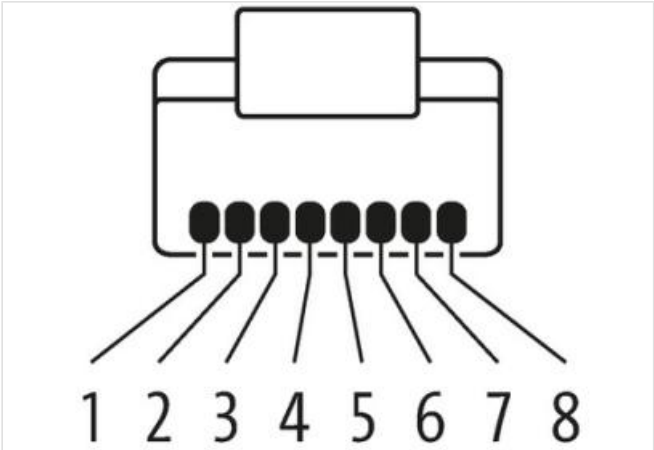
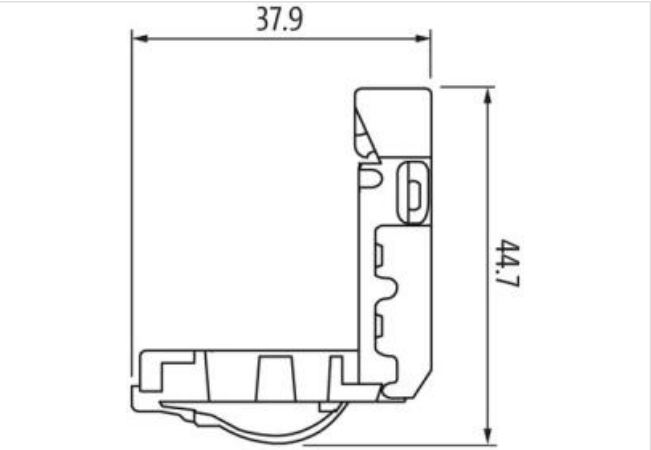
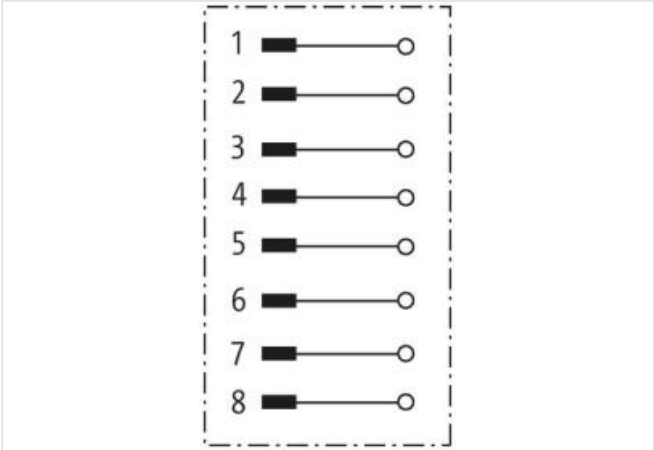
RJ45 Heavy Duty male 90° up IDC

8-pol., AWG26-24, 5- 9mm, shielded, CAT5

Ethernet  
Male 90°  
90° on top  
RJ45, 8-pole  
Field-wireable  
shielded  
Protection IP20  
The resistance to aggressive media should be individually tested for your application. Further details on request.

Link to Product

Illustration



Product may differ from Image









Side 1

Family construction form	RJ45
Material contact	Copper alloy

No. of poles 8

Commercial data	
ECLASS-6.0	27260705
ECLASS-6.1	27260703
ECLASS-7.0	2744010
ECLASS-8.0	2744010
ECLASS-9.0	27440114
ECLASS-10.1	2744010
ECLASS-11.1	2744010
ECLASS-12.0	27440114
ETIM-5.0	EC002635
customs tariff number	85366990
GTIN	4048879671095
Packaging unit	1

Electrical data   Supply	
Operating voltage AC	50 V
Operating voltage DC	50 V
Operating current max.	1,75 A

Industrial communication	
Transfer parameters	CAT5e (ANSI/TIA/EIA-568-B.2-2001), CAT5 Class D according to ISO/IEC 11801
Data transmission rate max.	1000 MBit/s

Installation	
Connection cross section min.	0,14 mm²
Connection cross section max.	0,25 mm²
AWG number min.	26
AWG number max.	24

Installation   Connection	
Connection	Cut clamps IDC
Mating cycles min.	750

Device protection   Electrical	
Degree of protection (EN IEC 60529)	IP20
Overvoltage category (EN 60950-1)	I

Mechanical data   Material data	
Coating housing	nickel plated
Coating contact	gold plated
Material housing	Zinc die-casting
Material contact carrier	PC

Mechanical data   Mounting data	
Clamping range min.	5 mm
Clamping range max.	9 mm

Environmental characteristics   Climatic	
Operating temperature min.	-40 °C
Operating temperature max.	70 °C

Important installation notes	
Note on strain relief	Protect the connectors by suitable measures from mechanical loads, e.g. by the usage of cable ties.
Note on bending radius	<b>Attention:</b> Observe the permissible bending radii when laying cables, as the IP protection class can be endangered by excessive bending forces.