

**M12 female 90° A-cod. with cable**

PUR 2x0.5 gy UL/CSA+drag ch. 1m

Cube67

Female 90°

M12, 2-pole

A-coded

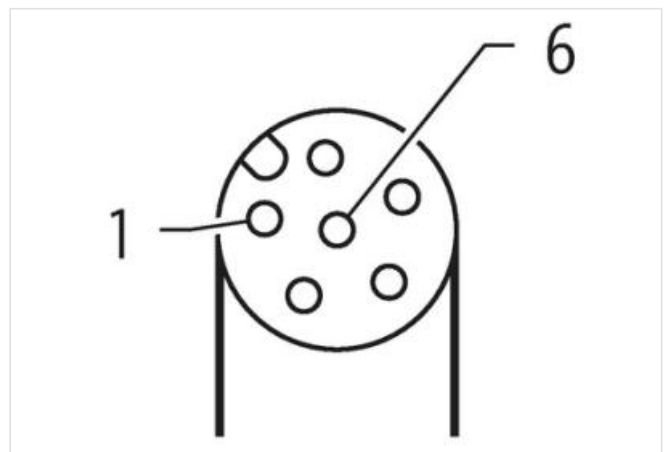
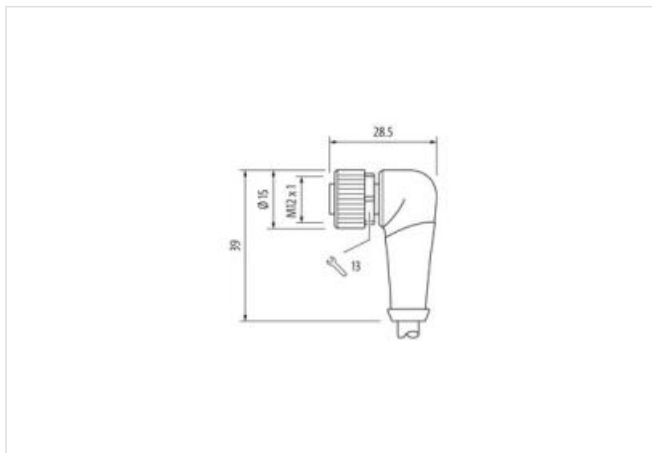
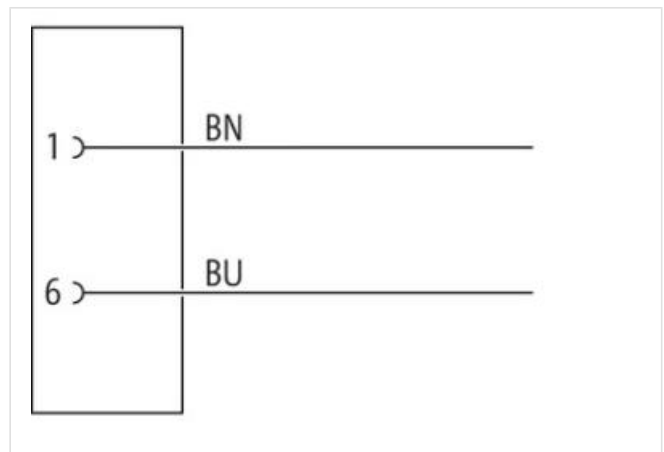

Actuator supply external

Art-No. 7005 - M12 Lite - (plastic hexagonal screw) on request

Further cable lengths on request.

Plastic housings with good resistance against chemicals and oils.

The resistance to aggressive media should be individually tested for your application. Further details on request.

[Link to Product](#)**Illustration**

Product may differ from Image



Cable length

1 m

Side 1	
Tightening torque	0,6 Nm
Mounting method	inserted, screwed
Coating contact	gold plated
Family construction form	M12
Thread	M12 x 1
suitable for corrugated tube (internal Ø)	10 mm
Coding	A
Material contact	Copper alloy
Material	PUR
No. of poles	2
Width across flats	SW13
Degree of protection (EN IEC 60529)	IP65, IP66K, IP67
Side 2	
Stripping length (jacket)	20 mm
Coating contact	gold plated
Family construction form	free cable end
Commercial data	
ECLASS-6.0	27279218
ECLASS-6.1	27279218
ECLASS-7.0	27279218
ECLASS-8.0	27279218
ECLASS-9.0	27060311
ECLASS-10.1	27060311
ECLASS-11.1	27060311
ECLASS-12.0	27060311
ETIM-5.0	EC001855
customs tariff number	85444290
GTIN	4048879197052
Packaging unit	1
Electrical data   Supply	
Operating voltage AC max.	30 V
Operating voltage DC max.	30 V
Operating voltage AC (UL-listed)	30 V
Operating voltage DC (UL-listed)	30 V
Current operating per contact max.	4 A
Diagnostics	
Status indication LED	no
Installation   Connection	
Stripping length (jacket)	20 mm
Mounting set	M12 x 1
Device protection   Electrical	
Additional condition protection degree	inserted, screwed
Pollution Degree	3
Rated surge voltage	0,8 kV
Material group (IEC 60664-1)	I
Mechanical data   Material data	
Coating locking	Nickeled
Coating of fitting	nickel plated
Material gasket	FKM
Locking material	Zinc die-casting

Material screw connection      Zinc die-casting

#### Mechanical data | Mounting data

Mounting method      inserted, screwed, Shaking protection

#### Environmental characteristics | Climatic

Operating temperature min.      -25 °C

Operating temperature max.      85 °C

Additional condition temperature range      depending on cable quality

#### Conformity

Product standard      DIN EN 61076-2-101 (M12)

#### Installation | Cable

Cable identification      414

Cable Type      3

Jacket Color      gray

Type of Certificate      cURus

Amount stranding      1

Stranding      2 wires twisted

wire arrangement      brown, blue

No. of bending cycles (C-track)      10 Mio. @ 25 °C

Cable weight      30,8 g/m

Material jacket      PUR

Shore hardness jacket      90 ± 5 Shore A

Freedom from ingredients (jacket)      lead-free, cadmium-free, CFC-free, halogen-free, silicone-free

Outer-diameter (jacket)      4,4 mm

Tolerance outer diameter (sheath)      ± 5 %

Material wire insulation      PP

Amount wires      2

Outer diameter insulation      1,4 mm

Outer diameter tolerance core insulation      ± 5 %

Shore hardness wire insulation      70 ± 5 Shore D

Ingredient freeness wire insulation      lead-free, cadmium-free, CFC-free, halogen-free, silicone-free

Amount strands (wire)      28

Diameter of single wires      0,15 mm

Conductor crosssection (wire)      0,5 mm²

Material conductor wire      Stranded copper wire, bare

Conductor type (wire)      strand class 6

Traversing distance (C-track)      10 m @ 25 °C | horizontal

Current load capacity (standard)      to DIN VDE 0298-4

Current load capacity min. wire      9 A

Electrical resistance line constant wire      39 Ω/km @ 20 °C

Nominal voltage power AC max.      300 V

Power frequency withstand voltage power (wire - jacket)      2,5 kV @ 60 s

AC withstand voltage power (wire - wire)      2,5 kV @ 60 s

Min. operating temperature (static)      -40 °C

Max. operating temperature (fixed)      80 °C / 90 °C @ 10000 h Operation

Operating temperature min. (dynamic)      -25 °C

Operating temperature max. (dynamic)      80 °C / 90 °C @ 10000 h Operation

Flame resistance      UL 1581 § 1100 FT2 | UL 1581 § 1090 | IEC 60332-2-2

chemical resistance      Good, application-related testing

Gasoline resistance      Good, application-related testing

Oil resistance      Good, application-related testing | DIN EN 60811-404

Bending radius (fixed)      5 x Outer diameter

Bending radius (dynamic)      10 x Outer diameter

No. of torsion cycles	2 Mio.
Torsion speed	35 cycles/min
Torsion stress	± 180 °/m