

M12 male recept. B-cod. rear

PUR 1x2xAWG24 shielded vt UL/CSA+drag ch. 7.5m

Flange male

M12, 2-pole

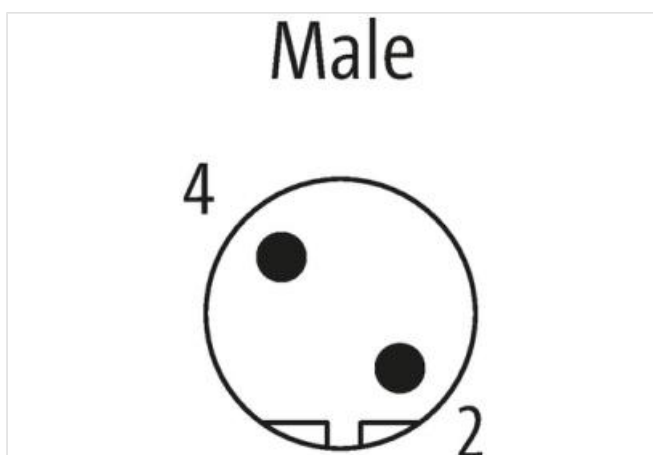
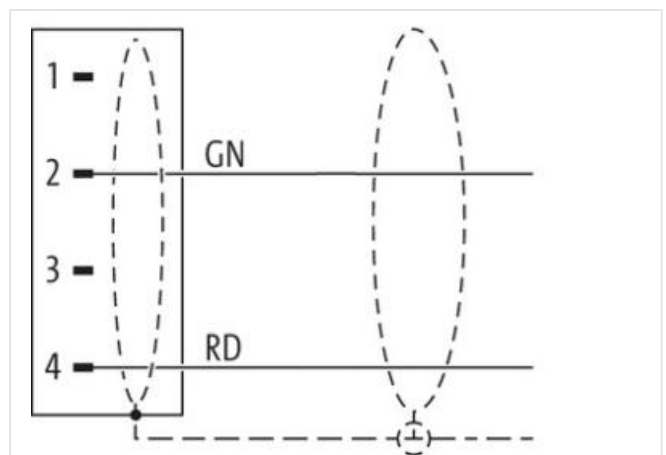
B-coded

shielded

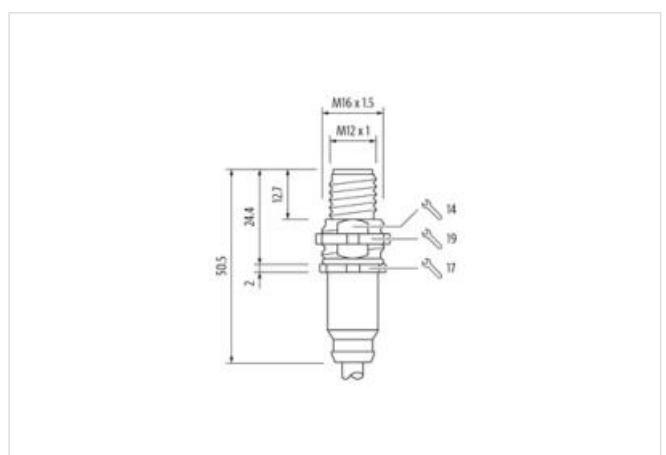
Rear mounting

Further cable lengths on request.

The resistance to aggressive media should be individually tested for your application. Further details on request.

[Link to Product](#)**Illustration**

Product may differ from Image



Cable length 7,5 m

Side 1

Tightening torque 0,6 Nm

The information in this Product-PDF has been compiled with the utmost care.
Liability for the correctness completeness and topicality of the information is restricted to gross negligence. Version: 2024-05-08

Murrelektronik A.S. | Christian August Thorings vei 7 | 4033 Stavanger | Fon +47 32 1790-80 | Fax +47 32 1790-90 | shop@murrelektronik.no | shop.murrelektronik.no

Mounting method	inserted, screwed
Coating contact	gold plated
Family construction form	M12
Thread	M12 x 1
Coding	B
Material contact	Copper alloy
Material	Brass
No. of poles	4
Degree of protection (EN IEC 60529)	IP67

Side 2

Stripping length (jacket)	20 mm
---------------------------	-------

Commercial data

ECLASS-6.0	27279221
ECLASS-7.0	27440104
ECLASS-8.0	27440104
ECLASS-9.0	27440102
ECLASS-10.1	27440103
ECLASS-11.1	27440103
ECLASS-12.0	27440103
ETIM-5.0	EC001855
customs tariff number	85444290
GTIN	4048879571289
Packaging unit	1

Electrical data | Supply

Operating voltage AC max.	60 V
Operating voltage DC max.	60 V
Current operating per contact max.	4 A

Diagnostics

Status indication LED	no
-----------------------	----

Installation | Connection

Stripping length (jacket)	20 mm
Mounting set	M16 x 1.5
Width across flats	SW19

Device protection | Electrical

Protection NEMA	3, 4, 6P
Additional condition protection degree	inserted, screwed
Pollution Degree	3
Rated surge voltage	1,5 kV
Material group (IEC 60664-1)	I

Mechanical data | Material data

Coating locking	nickel plated
Coating of fitting	nickel plated
Locking material	Brass
Material screw connection	Brass

Mechanical data | Mounting data

Mounting method	Schraubgewinde
Looking techniques	Schraubgewinde

Environmental characteristics | Climatic

Operating temperature min.	-25 °C
Operating temperature max.	85 °C
Additional condition temperature range	depending on cable quality

Important installation notes	
Note on strain relief	Protect the connectors by suitable measures from mechanical loads, e.g. by the usage of cable ties.
Note on bending radius	Attention: Observe the permissible bending radii when laying cables, as the IP protection class can be endangered by excessive bending forces.
Approvals	
UL 50E	yes
Installation Cable	
Cable identification	841
Jacket Color	violet
Type of Certificate	cURus
Amount stranding	1
Stranding	2 wires with 2 Filler twisted
Cable shielding (type)	copper braid, tinned
Cable shielding (coverage)	85 %
Banding	Fleece, Foil
Filler	yes
wire arrangement	red, green
Traversing distance (C-track)	5 m @ 25 °C horizontal
Cable weight	70,4 g/m
Material jacket	PUR
Shore hardness jacket	87 ± 3 Shore A
Freedom from ingredients (jacket)	lead-free, cadmium-free, CFC-free, halogen-free, silicone-free
Outer-diameter (jacket)	7,7 mm
Tolerance outer diameter (sheath)	± 5 %
Amount wires	2
Outer diameter insulation	2,55 mm
Outer diameter tolerance core insulation	± 5 %
Shore hardness wire insulation	60 ± 3 Shore D
Ingredient freeness wire insulation	lead-free, cadmium-free, CFC-free, halogen-free
Amount strands (wire)	19
Diameter of single wires	24 AWG
Conductor crosssection (wire)	24 AWG
Material conductor wire	Stranded copper wire, bare
Nominal voltage AC max.	300 V
Current load capacity (standard)	to DIN VDE 0298-4
Current load capacity min. wire	4,5 A
Electrical resistance line constant wire	72,2 Ω/km @ 20 °C
AC withstand voltage (wire - wire)	2 kV @ 60 s
Electric capacitance	29000 pF/km
Power frequency withstand voltage (wire - jacket)	2 kV @ 60 s
AC withstand voltage (wire - shield)	2 kV @ 60 s
Min. operating temperature (static)	-40 °C
Max. operating temperature (fixed)	80 °C
Operating temperature min. (dynamic)	-20 °C
Operating temperature max. (dynamic)	70 °C
Flame resistance	IEC 60332-2-2 UL 1581 § 1100 FT2 UL 1581 § 1090
chemical resistance	Good, application-related testing
Gasoline resistance	Good, application-related testing
Oil resistance	Good, application-related testing DIN EN 60811-404
Bending radius (fixed)	7,5 x Outer diameter
Bending radius (dynamic)	12 x Outer diameter
Travel speed (C-track)	5 Mio. @ 25 °C