

M12 male 90° B-cod. with cable shielded

PUR 1x2xAWG24 shielded vt UL/CSA+drag ch. 4m

PROFIBUS

Male 90°

M12, 2-pole

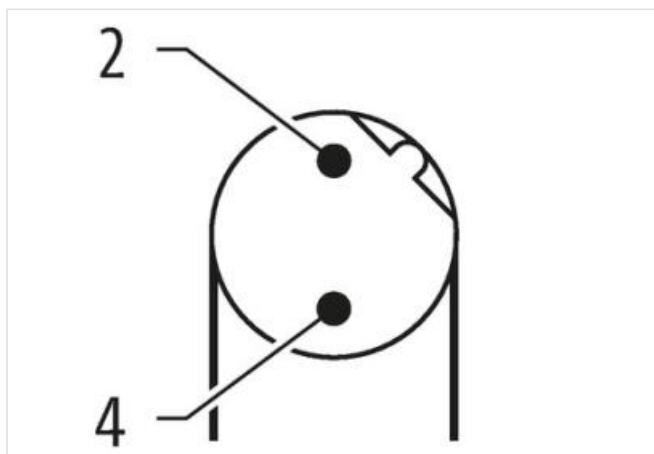
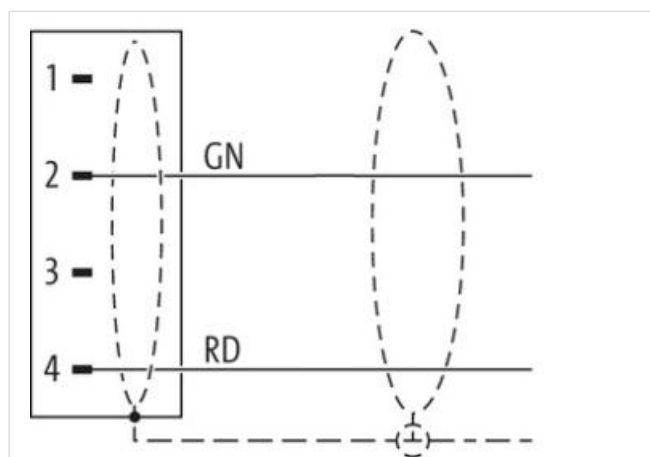

B-coded

shielded

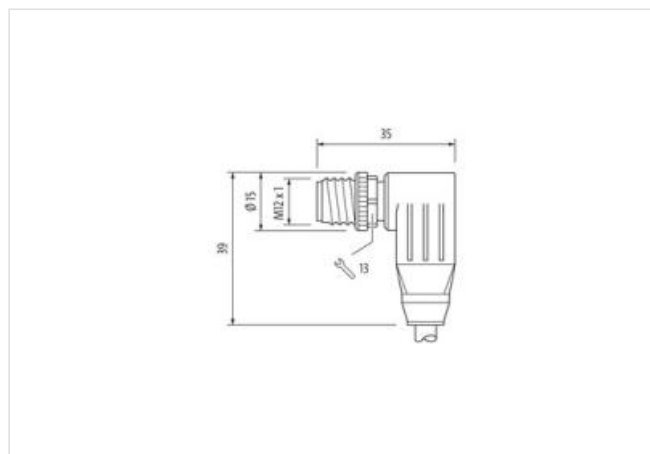
Plastic housings with good resistance against chemicals and oils.

The resistance to aggressive media should be individually tested for your application. Further details on request.

Further cable lengths on request.

[Link to Product](#)**Illustration**

Product may differ from Image



Cable length

4 m

Side 1

| | |
|-------------------------------------|-------------------|
| Tightening torque | 0,6 Nm |
| Mounting method | inserted, screwed |
| Family construction form | M12 |
| Thread | M12 x 1 |
| Material | PUR |
| Width across flats | SW13 |
| Degree of protection (EN IEC 60529) | IP65, IP66K, IP67 |

Commercial data

| | |
|-----------------------|---------------|
| ECLASS-6.0 | 27061801 |
| ECLASS-6.1 | 27060307 |
| ECLASS-7.0 | 27060307 |
| ECLASS-8.0 | 27060307 |
| ECLASS-9.0 | 27060307 |
| ECLASS-10.1 | 27060307 |
| ECLASS-11.1 | 27060307 |
| ECLASS-12.0 | 27060307 |
| ETIM-5.0 | EC001855 |
| customs tariff number | 85444290 |
| GTIN | 4048879593847 |
| Packaging unit | 1 |

Electrical data | Supply

| | |
|------------------------------------|------|
| Operating voltage AC max. | 60 V |
| Operating voltage DC max. | 60 V |
| Operating voltage AC (UL-listed) | 30 V |
| Operating voltage DC (UL-listed) | 30 V |
| Current operating per contact max. | 4 A |

Installation | Connection

| | |
|--------------|---------|
| Mounting set | M12 x 1 |
|--------------|---------|

Device protection | Electrical

| | |
|--|-------------------|
| Additional condition protection degree | inserted, screwed |
|--|-------------------|

Mechanical data | Material data

| | |
|---------------------------|------------------|
| Coating locking | Nickeled |
| Coating of fitting | nickel plated |
| Locking material | Zinc die-casting |
| Material screw connection | Zinc die-casting |

Mechanical data | Mounting data

| | |
|-----------------|---------------------------------------|
| Mounting method | inserted, screwed, Shaking protection |
|-----------------|---------------------------------------|

Environmental characteristics | Climatic

| | |
|--|----------------------------|
| Operating temperature min. | -25 °C |
| Operating temperature max. | 85 °C |
| Additional condition temperature range | depending on cable quality |

Important installation notes

| | |
|------------------------|---|
| Note on strain relief | Protect the connectors by suitable measures from mechanical loads, e.g. by the usage of cable ties. |
| Note on bending radius | Attention: Observe the permissible bending radii when laying cables, as the IP protection class can be endangered by excessive bending forces. |

Installation | Cable

| | |
|----------------------|--------|
| Cable identification | 841 |
| Jacket Color | violet |
| Type of Certificate | cURus |
| Amount stranding | 1 |

| | |
|---|--|
| Stranding | 2 wires with 2 Filler twisted |
| Cable shielding (type) | copper braid, tinned |
| Cable shielding (coverage) | 85 % |
| Banding | Fleece, Foil |
| Filler | yes |
| wire arrangement | red, green |
| Traversing distance (C-track) | 5 m @ 25 °C horizontal |
| Cable weight | 70,4 g/m |
| Material jacket | PUR |
| Shore hardness jacket | 87 ± 3 Shore A |
| Freedom from ingredients (jacket) | lead-free, cadmium-free, CFC-free, halogen-free, silicone-free |
| Outer-diameter (jacket) | 7,7 mm |
| Tolerance outer diameter (sheath) | ± 5 % |
| Amount wires | 2 |
| Outer diameter insulation | 2,55 mm |
| Outer diameter tolerance core insulation | ± 5 % |
| Shore hardness wire insulation | 60 ± 3 Shore D |
| Ingredient freeness wire insulation | lead-free, cadmium-free, CFC-free, halogen-free |
| Amount strands (wire) | 19 |
| Diameter of single wires | 24 AWG |
| Conductor crosssection (wire) | 24 AWG |
| Material conductor wire | Stranded copper wire, bare |
| Nominal voltage AC max. | 300 V |
| Current load capacity (standard) | to DIN VDE 0298-4 |
| Current load capacity min. wire | 4,5 A |
| Electrical resistance line constant wire | 72,2 Ω/km @ 20 °C |
| AC withstand voltage (wire - wire) | 2 kV @ 60 s |
| Electric capacitance | 29000 pF/km |
| Power frequency withstand voltage (wire - jacket) | 2 kV @ 60 s |
| AC withstand voltage (wire - shield) | 2 kV @ 60 s |
| Min. operating temperature (static) | -40 °C |
| Max. operating temperature (fixed) | 80 °C |
| Operating temperature min. (dynamic) | -20 °C |
| Operating temperature max. (dynamic) | 70 °C |
| Flame resistance | IEC 60332-2-2 UL 1581 § 1100 FT2 UL 1581 § 1090 |
| chemical resistance | Good, application-related testing |
| Gasoline resistance | Good, application-related testing |
| Oil resistance | Good, application-related testing DIN EN 60811-404 |
| Bending radius (fixed) | 7,5 x Outer diameter |
| Bending radius (dynamic) | 12 x Outer diameter |
| Travel speed (C-track) | 5 Mio. @ 25 °C |