

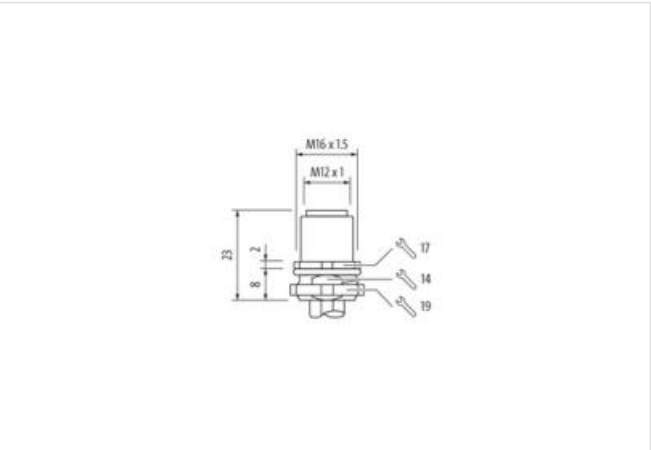
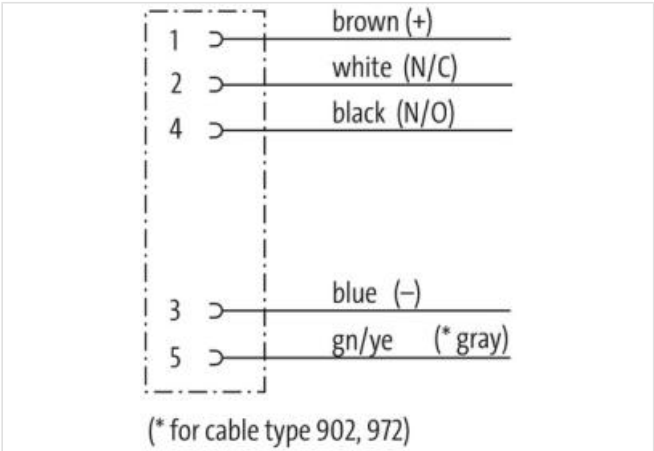
M12 female recept. A-cod. front

PVC-wires 5x0.34 1m

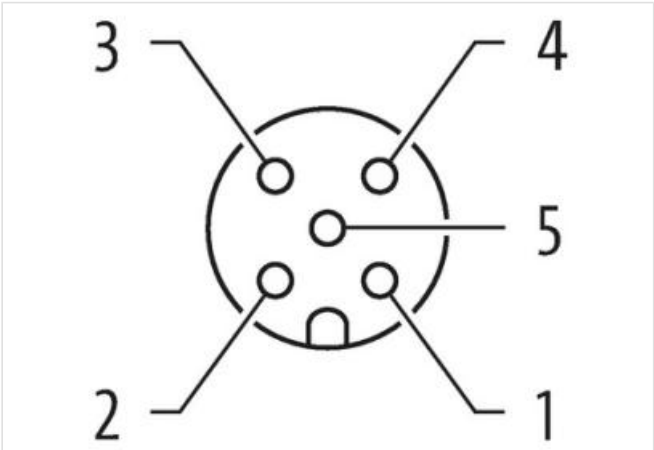
Flange female  
M12, 5-pole  
Front mounting  
with multi-strand wire

Link to Product

Illustration



Product may differ from Image



Cable length	1 m
Side 1	
Tightening torque	0,6 Nm
Mounting method	inserted, screwed
Coating contact	gold plated

Family construction form	M12
Thread	M12 x 1
Coding	A
Material contact	Copper alloy
Material	Zinc die-casting
No. of poles	5
Degree of protection (EN IEC 60529)	IP67

**Side 2**

Coating contact	gold plated
-----------------	-------------

**Commercial data**

ECLASS-6.0	27279220
ECLASS-6.1	27279220
ECLASS-7.0	27440103
ECLASS-8.0	27440103
ECLASS-9.0	27440103
ECLASS-10.1	27440103
ECLASS-11.1	27440103
ECLASS-12.0	27440103
ETIM-5.0	EC001855
customs tariff number	85444290
GTIN	4048879295185
Packaging unit	1

**Electrical data | Supply**

Operating voltage AC max.	125 V
Operating voltage DC max.	125 V
Current operating per contact max.	4 A

**Diagnostics**

Status indication LED	no
-----------------------	----

**Installation | Connection**

Mounting set	M16 x 1.5
--------------	-----------

**Device protection | Electrical**

Protection NEMA	3, 4, 6P
Additional condition protection degree	inserted, screwed
Pollution Degree	3
Rated surge voltage	1,5 kV
Material group (IEC 60664-1)	I

**Mechanical data | Material data**

Coating housing	nickel plated
Coating locking	vermessingt
Coating of fitting	nickel plated
Material gasket	FKM
Locking material	Zinc die-casting
Material screw connection	Zinc die-casting

**Mechanical data | Mounting data**

Mounting method	Schraubgewinde
Looking techniques	Schraubgewinde

**Environmental characteristics | Climatic**

Operating temperature min.	-25 °C
Operating temperature max.	85 °C
Additional condition temperature range	depending on cable quality

**Important installation notes**

The information in this Product-PDF has been compiled with the utmost care.  
Liability for the correctness completeness and topicality of the information is restricted to gross negligence. Version: 2024-05-03

Murrelektronik A.S. | Christian August Thorings vei 7 | 4033 Stavanger | Fon +47 32 1790-80 | Fax +47 32 1790-90 | shop@murrelektronik.no | shop.murrelektronik.no

Note on strain relief      Protect the connectors by suitable measures from mechanical loads, e.g. by the usage of cable ties.

Note on bending radius      **Attention:** Observe the permissible bending radii when laying cables, as the IP protection class can be endangered by excessive bending forces.

#### Conformity

Product standard      DIN EN 61076-2-101 (M12)

#### Approvals

UL 50E      yes

#### Installation | Cable

Cable identification      902

wire arrangement      brown, white, blue, black, gray

Outer-diameter (jacket)      1,4 mm

Tolerance outer diameter (sheath)       $\pm 5 \%$

Material wire insulation      PVC

Amount wires      5

Conductor crosssection (wire)      0,34 mm<sup>2</sup>

Min. operating temperature (static)      -40 °C

Max. operating temperature (fixed)      105 °C

Operating temperature min. (dynamic)      -5 °C

Operating temperature max. (dynamic)      105 °C

Flame resistance      IEC 60332-2-2 | UL 1581 § 1100 FT2 | UL 1581 § 1090

chemical resistance      Good, application-related testing

Gasoline resistance      Good, application-related testing

Oil resistance      DIN EN 60811-404 | Good, application-related testing

Bending radius (fixed)      5 x Outer diameter