

**M12 male 90° A-cod. with cable**

PUR AWG24+22 shielded vt UL/CSA+drag ch. 5m

DeviceNet, CANopen

Male 90°

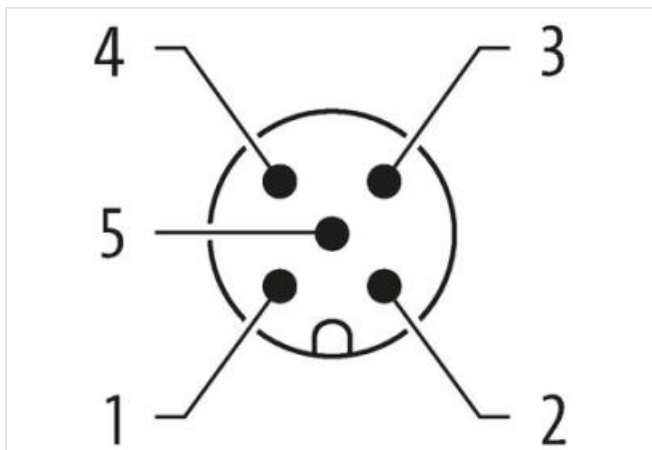
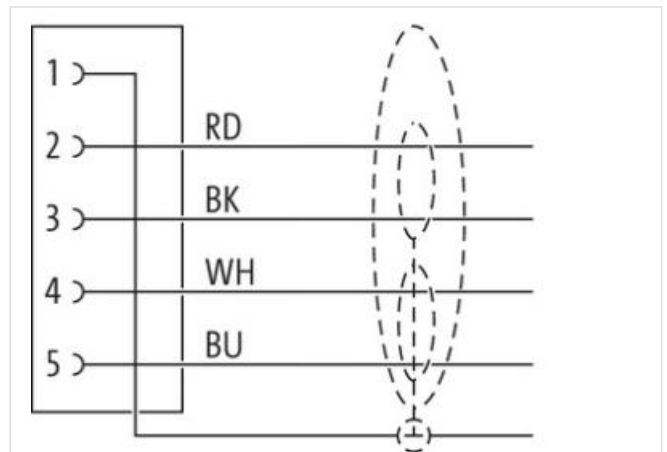

M12, 5-pole

shielded

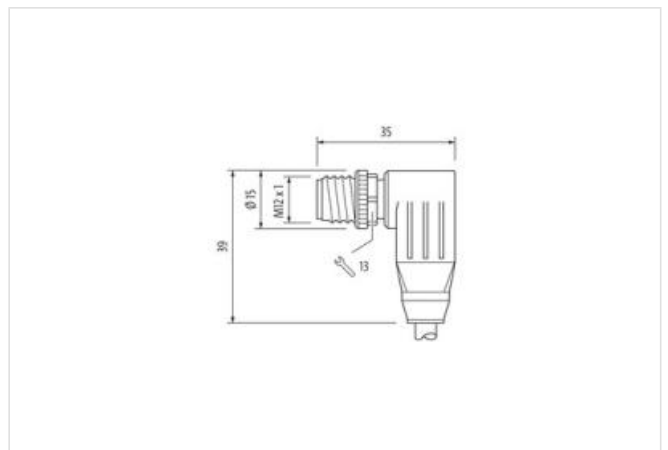
Plastic housings with good resistance against chemicals and oils.


The resistance to aggressive media should be individually tested for your application. Further details on request.

Further cable lengths on request.

**[Link to Product](#)****Illustration**

Product may differ from Image





Cable length	5 m
Side 1	
Tightening torque	0,6 Nm
Mounting method	inserted, screwed
Family construction form	M12
Thread	M12 x 1
Coding	A
Material	PUR
Width across flats	SW13
Degree of protection (EN IEC 60529)	IP65, IP66K, IP67
Side 2	
Stripping length (jacket)	20 mm
Commercial data	
ECLASS-6.0	27061801
ECLASS-7.0	27061801
ECLASS-8.0	27061801
ECLASS-9.0	27061801
ECLASS-10.1	27060307
ECLASS-11.1	27060307
ECLASS-12.0	27060307
ETIM-5.0	EC001855
customs tariff number	85444290
GTIN	4048879200714
Packaging unit	1
Electrical data   Supply	
Operating voltage AC max.	60 V
Operating voltage DC max.	60 V
Operating voltage AC (UL-listed)	30 V
Operating voltage DC (UL-listed)	30 V
Current operating per contact max.	4 A
Installation   Connection	
Stripping length (jacket)	20 mm
Mounting set	M12 x 1
Device protection   Electrical	
Additional condition protection degree	inserted, screwed
Pollution Degree	3
Rated surge voltage	1,5 kV
Material group (IEC 60664-1)	I
Mechanical data   Material data	
Coating locking	Nickeled
Coating of fitting	nickel plated
Locking material	Zinc die-casting

Material screw connection      Zinc die-casting

#### Mechanical data | Mounting data

Mounting method      inserted, screwed, Shaking protection

#### Environmental characteristics | Climatic

Operating temperature min.      -25 °C

Operating temperature max.      85 °C

Additional condition temperature range      depending on cable quality

#### Important installation notes

Note on strain relief      Protect the connectors by suitable measures from mechanical loads, e.g. by the usage of cable ties.

Note on bending radius      **Attention:** Observe the permissible bending radii when laying cables, as the IP protection class can be endangered by excessive bending forces.

#### Installation | Cable

wire arrangement      (white, blue), (black, red)

Cable identification      803

Jacket Color      violet

Type of Certificate      cURus

Amount stranding      1

Stranding      2 wires twisted

Amount stranding (type 2)      1

Stranding (type 2)      2 Stranded joints twisted

Cable shielding (type)      copper braid, tinned

Cable shielding (coverage)      65 %

Banding      Foil

Drain wire (cross-section)      22 AWG

wire arrangement      (white, blue), (black, red)

Cable weight      63,12 g/m

Material jacket      PUR

Shore hardness jacket      90 ± 5 Shore A

Freedom from ingredients (jacket)      lead-free, cadmium-free, CFC-free, halogen-free, silicone-free

Outer-diameter (jacket)      6,9 mm

Tolerance outer diameter (sheath)      ± 5 %

Material wire insulation      PE

Amount wires      2

Outer diameter insulation      2,1 mm

Outer diameter tolerance core insulation      ± 5 %

Shore hardness wire insulation      64 ± 5 Shore D

Ingredient freeness wire insulation      lead-free, CFC-free, halogen-free

Amount strands (wire)      19

Diameter of single wires      24 AWG

Conductor crosssection (wire)      24 AWG

Drain wire (cross-section)      22 AWG

Material conductor wire      copper stranded wire, tinned

Electrical function wire      Data

Material wire insulation (Data)      PE

Outer diameter wire insulation (Data)      1,5 mm

Tolerance outer diameter wire insulation (data)      ± 53 %

Ingredient freeness wire insulation (Data)      lead-free, CFC-free, halogen-free

Amount wires (Data)      2

Amount strands wire (Data)      19

Diameter of single wires (Data)      22 AWG

Conductor crosssection wire (Data)      22 AWG

Material conductor wire (Data)      copper stranded wire, tinned

Electrical function wire (data)      Power

Nominal voltage AC max.	300 V
Current load capacity (standard)	to DIN VDE 0298-4
Current load capacity min. wire	4,5 A
Current load capacity min. Wire (Data)	6 A
Electrical function wire	Data
Electrical function wire (data)	Power
Characteristic impedance	120 $\Omega \pm 10\%$ @ 1 MHz
Electrical resistance line constant wire	78 $\Omega$ /km
Electrical resistance coating wire (Data)	54 $\Omega$ /km
AC withstand voltage (wire - wire)	2 kV @ 60 s
Electric capacitance	40000 pF/km
AC withstand voltage (wire - shield)	2 kV @ 60 s
Min. operating temperature (static)	-40 °C
Max. operating temperature (fixed)	80 °C
Operating temperature min. (dynamic)	-30 °C
Operating temperature max. (dynamic)	70 °C
Flame resistance	UL 1581 § 1100 FT2   IEC 60332-2-2   UL 1581 § 1090
chemical resistance	Good, application-related testing
Gasoline resistance	Good, application-related testing
Oil resistance	DIN EN 60811-404   Good, application-related testing
Bending radius (installation)	x Outer diameter
Bending radius (fixed)	6 x Outer diameter
Bending radius (dynamic)	10 x Outer diameter
No. of bending cycles (C-track)	1 Mio.
Traversing distance (C-track)	5 m
Travel speed (C-track)	3 m/s
No. of torsion cycles	2 Mio.
Torsion stress	$\pm 30$ °/m
Torsion speed	35 cycles/min