

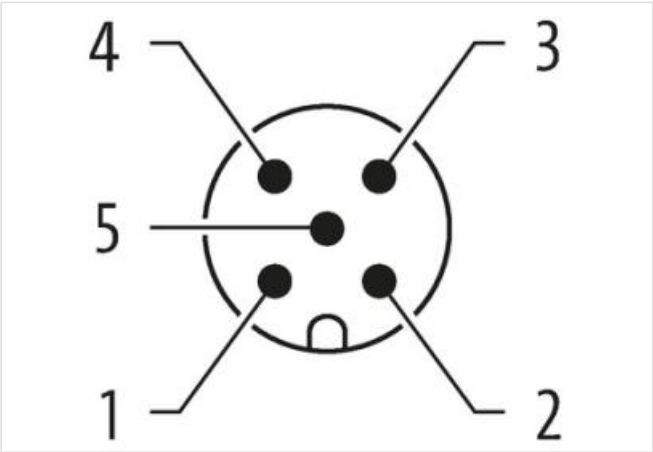
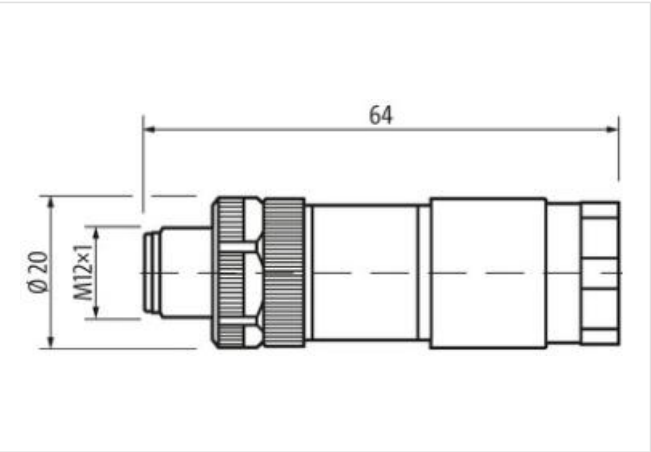
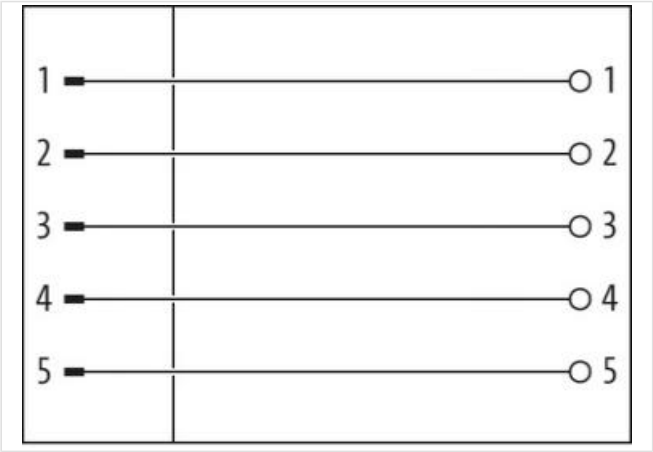
M12 male duo 0° A-cod. screw terminal

5-pol., max. 0,75mm², 2,1 - 3mm, 4 - 5mm

Male straight
Y-connector M12, 5-pole
Screw terminals
Sealing range (cable Ø): 2.1...3/4...5 mm
Plastic housings with good resistance against chemicals and oils.
The resistance to aggressive media should be individually tested for your application. Further details on request.
clamping range 2.1...3/4...5 mm (2 cable bushings)

Link to Product

Illustration



Product may differ from Image

Side 1	
Family construction form	M12
Coding	A
Material contact	Brass
No. of poles	5
Degree of protection (EN IEC 60529)	IP67
Commercial data	
ECLASS-6.0	27279221

ECLASS-6.1	27260702
ECLASS-7.0	27440102
ECLASS-8.0	27440102
ECLASS-9.0	27440116
ECLASS-10.1	27440102
ECLASS-11.1	27440102
ECLASS-12.0	27440116
ETIM-5.0	EC002635
customs tariff number	85366990
GTIN	4048879201612
Packaging unit	1

Electrical data | Supply

Operating voltage AC max.	60 V
Operating voltage DC max.	60 V
Current operating per contact max.	4 A

Installation

Connection cross section max.	0,75 mm²
-------------------------------	----------

Installation | Connection

Width across flats	SW18
--------------------	------

Device protection | Electrical

Additional condition protection degree	inserted, screwed
Pollution Degree	3
Material group (IEC 60664-1)	III
Overvoltage category (EN 60664-1)	II

Mechanical data | Material data

Material housing	PA
Material contact carrier	PA
Locking material	Plastic

Mechanical data | Mounting data

Height	63 mm
Width	20 mm
Depth	20 mm

Environmental characteristics | Climatic

Operating temperature min.	-40 °C
Operating temperature max.	85 °C

Important installation notes

Note on strain relief	Protect the connectors by suitable measures from mechanical loads, e.g. by the usage of cable ties.
Note on bending radius	Attention: Observe the permissible bending radii when laying cables, as the IP protection class can be endangered by excessive bending forces.