

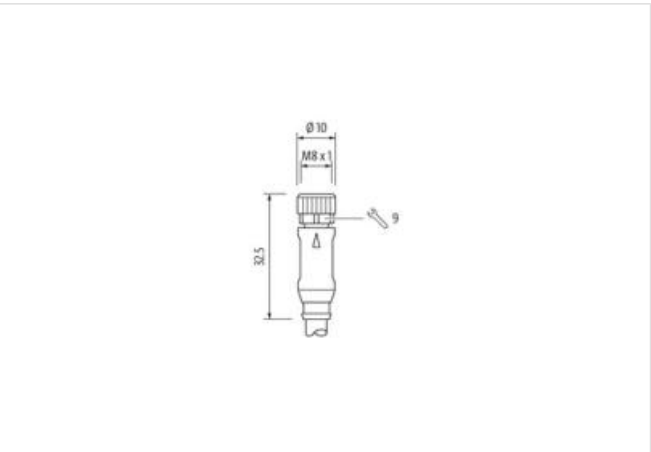
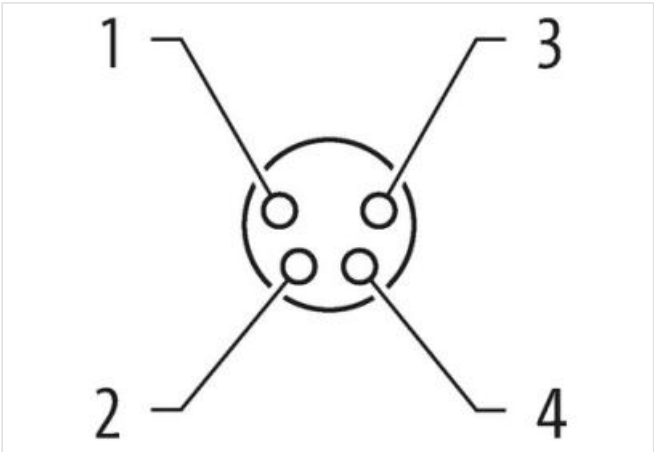

M8 female 0° A-cod. with cable shielded

PUR 1x4xAWG26 shielded gn UL/CSA+drag ch. 0.15m

Female straight  
M8, 4-pole  
shielded  
Art-No. 7005 - M8 Lite - (plastic hexagonal screw) on request  
Plastic housings with good resistance against chemicals and oils.  
The resistance to aggressive media should be individually tested for your application. Further details on request.  
Further cable lengths on request.

Link to Product

Illustration



Product may differ from Image



|                   |        |
|-------------------|--------|
| Cable length      | 0,15 m |
| Side 1            |        |
| Tightening torque | 0,4 Nm |

|   |                   |
|---|-------------------|
| Mounting method                           | inserted, screwed |
| Coating contact                           | gold plated       |
| Family construction form                  | M8                |
| Thread                                    | M8 x 1            |
| suitable for corrugated tube (internal Ø) | 6,5 mm            |
| Cable outlet                              | straight          |
| Coding                                    | A                 |
| Material contact                          | Copper alloy      |
| Material                                  | PUR               |
| No. of poles                              | 4                 |
| Width across flats                        | SW9               |
| Degree of protection (EN IEC 60529)       | IP67              |

**Side 2**

|                           |                |
|---------------------------|----------------|
| Stripping length (jacket) | 20 mm          |
| Coating contact           | gold plated    |
| Family construction form  | free cable end |

**Commercial data**

|                       |               |
|-----------------------|---------------|
| ECLASS-6.0            | 27061801      |
| ECLASS-6.1            | 27060307      |
| ECLASS-7.0            | 27060307      |
| ECLASS-8.0            | 27060307      |
| ECLASS-9.0            | 27060307      |
| ECLASS-10.1           | 27060307      |
| ECLASS-11.1           | 27060307      |
| ECLASS-12.0           | 27060307      |
| ETIM-5.0              | EC002599      |
| customs tariff number | 85444290      |
| GTIN                  | 4048879775601 |
| Packaging unit        | 1             |

**Electrical data | Supply**

|                                    |       |
|------------------------------------|-------|
| Operating voltage DC max.          | 60 V  |
| Current operating per contact max. | 1,5 A |

**Industrial communication**

|                     |   |
|---------------------|---|
| Transfer parameters | With reference to CAT5, Class D (ISO/IEC 11801) |
|---------------------|---|

**Diagnostics**

|                       |    |
|-----------------------|----|
| Status indication LED | no |
|-----------------------|----|

**Installation | Connection**

|                           |        |
|---------------------------|--------|
| Stripping length (jacket) | 20 mm  |
| Mounting set              | M8 x 1 |

**Device protection | Electrical**

|  |                   |
|--|-------------------|
| Additional condition protection degree | inserted, screwed |
| Pollution Degree                       | 3                 |
| Rated surge voltage                    | 1,5 kV            |
| Material group (IEC 60664-1)           | I                 |

**Mechanical data | Material data**

|                           |                  |
|---------------------------|------------------|
| Coating locking           | Nickel           |
| Coating of fitting        | nickel plated    |
| Material gasket           | FKM              |
| Locking material          | Zinc die-casting |
| Material screw connection | Zinc die-casting |

**Mechanical data | Mounting data**

Mounting method inserted, screwed, Shaking protection

#### Environmental characteristics | Climatic

|  |                            |
|--|----------------------------|
| Operating temperature min.             | -25 °C                     |
| Operating temperature max.             | 85 °C                      |
| Additional condition temperature range | depending on cable quality |

#### Important installation notes

|                        |   |
|------------------------|---|
| Note on strain relief  | Protect the connectors by suitable measures from mechanical loads, e.g. by the usage of cable ties.   |
| Note on bending radius | <b>Attention:</b> Observe the permissible bending radii when laying cables, as the IP protection class can be endangered by excessive bending forces. |

#### Conformity

|                  |                         |
|------------------|-------------------------|
| Product standard | DIN EN 61076-2-104 (M8) |
|------------------|-------------------------|

#### Installation | Cable

|   |   |
|---|---|
| wire arrangement                                  | white, orange, blue, yellow                         |
| Cable identification                              | 791   |
| Jacket Color                                      | green   |
| Type of Certificate                               | cURus   |
| Amount stranding                                  | 1   |
| Stranding   | 4 wires star-shaped twisted                         |
| Cable shielding (type)                            | copper braid, tinned                                |
| Cable shielding (coverage)                        | 85 %  |
| Banding   | Fiber tape, Fleece, Foil                            |
| Filler  | yes   |
| wire arrangement                                  | white, orange, blue, yellow                         |
| Cable weight                                      | 59,4 g/m  |
| Material jacket                                   | PUR   |
| Freedom from ingredients (jacket)                 | lead-free, CFC-free, halogen-free                   |
| Outer-diameter (jacket)                           | 4,9 mm  |
| Tolerance outer diameter (sheath)                 | ± 5 %   |
| Material wire insulation                          | PP  |
| Amount wires                                      | 4   |
| Outer diameter insulation                         | 1,04 mm   |
| Outer diameter tolerance core insulation          | ± 5 %   |
| Ingredient freeness wire insulation               | lead-free, CFC-free, halogen-free                   |
| Amount strands (wire)                             | 19  |
| Diameter of single wires                          | 26 AWG  |
| Conductor crosssection (wire)                     | 26 AWG  |
| Material conductor wire                           | copper stranded wire, tinned                        |
| Nominal voltage AC max.                           | 300 V   |
| Current load capacity (standard)                  | to DIN VDE 0298-4                                   |
| Current load capacity min. wire                   | 2,4 A   |
| Characteristic impedance                          | 100 Ω ± 15 % @ 100 MHz                              |
| Electrical resistance line constant wire          | 140 Ω/km  |
| AC withstand voltage (wire - wire)                | 0,7 kV @ 60 s                                       |
| Electric capacitance                              | 51000 pF/km   |
| Power frequency withstand voltage (wire - jacket) | 0,7 kV @ 60 s                                       |
| AC withstand voltage (wire - shield)              | 0,7 kV @ 60 s                                       |
| Min. operating temperature (static)               | -40 °C  |
| Max. operating temperature (fixed)                | 80 °C   |
| Operating temperature min. (dynamic)              | -30 °C  |
| Operating temperature max. (dynamic)              | 70 °C   |
| Flame resistance                                  | IEC 60332-2-2   UL 1581 § 1100 FT2   UL 1581 § 1090 |
| chemical resistance                               | Good, application-related testing                   |

|                               |  |
|-------------------------------|--|
| Gasoline resistance           | Good, application-related testing                    |
| Oil resistance                | DIN EN 60811-404   Good, application-related testing |
| Bending radius (fixed)        | 7,5 x Outer diameter                                 |
| Bending radius (dynamic)      | 12,5 x Outer diameter                                |
| Traversing distance (C-track) | 5 m  |
| Travel speed (C-track)        | 3 m/s  |