

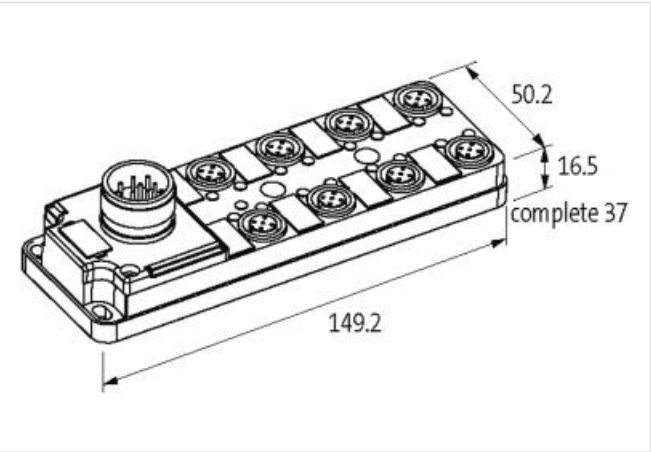
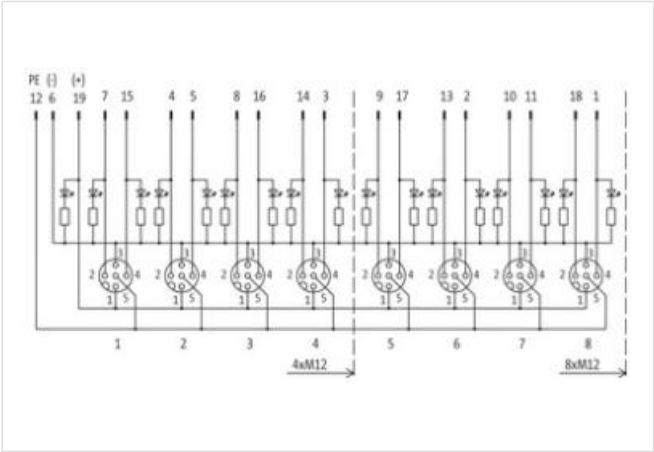
MVP12, 8XM12, 5POLE, M23 19POL. CON.

Connector exit frontside

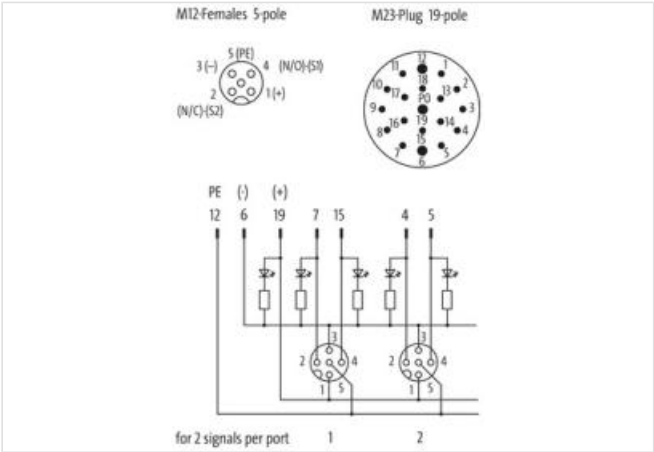
8-way, 5-pole  
M23 plug connection  
19-pole used  
with LED for digital PNP-signals 24 V DC  
Plastic housings with good resistance against chemicals and oils.  
The resistance to aggressive media should be individually tested for your application. Further details on request.

Link to Product

Illustration



Product may differ from Image



Commercial data	
ECLASS-6.0	27279219
ECLASS-6.1	27279219
ECLASS-7.0	27279219

ECLASS-8.0	27279219
ECLASS-9.0	27440108
ECLASS-10.1	27440111
ECLASS-11.1	27440111
ECLASS-12.0	27440111
ETIM-5.0	EC002585
customs tariff number	85369010
GTIN	4048879063197
Packaging unit	1

#### Electrical data | Supply

Operating voltage DC	24 V
Current operating per contact max.	4 A
Total current max.	10 A

#### Industrial communication

Number of signals per port	2
----------------------------	---

#### Installation | Connection

Mounting set	M12 x 1
--------------	---------

#### Device protection | Electrical

Degree of protection (EN IEC 60529)	IP67
Additional condition protection degree	screwed, mounted

#### Device protection | Media

Flame resistance	flame retardant
------------------	-----------------

#### Mechanical data | Material data

Material housing	Plastic
------------------	---------

#### Mechanical data | Mounting data

Mounting method	Schraubgewinde
Height	149,2 mm
Width	50,2 mm
Depth	16,5 mm

#### Environmental characteristics | Climatic

Operating temperature min.	-20 °C
Operating temperature max.	80 °C

#### Connection type 2

Family construction form	M12
Gender	female
Color contact carrier	black
Coding	A
No. of poles	5
PIN 1	+
PIN 2	NC S 2
PIN 3	-
PIN 4	NO S 1
PIN 5	PE
Family construction form	M23
Gender	male
Color contact carrier	black
Coding	A
No. of poles	19
PIN 1	VT
PIN 2	RD
PIN 3	GY

PIN 4	RD / BU
PIN 5	GN
PIN 6	BU
PIN 7	GY / PK
PIN 8	WH / GN
PIN 9	WH / YE
PIN 10	WH / GY
PIN 11	BK
PIN 12	YE / GN
PIN 13	YE / BN
PIN 14	BN / GN
PIN 15	WH
PIN 16	YE
PIN 17	PK
PIN 18	GY / BN
PIN 19	BN