

M12 fem. recept. X-cod. / RJ45 male 0° shielded

TPE 4x2x26AWG SF/UTP CAT6a bu UL/CSA. CMR 20m

USA

Transmission properties with channel transmission up to 50 m

Ethernet CAT6A

Flange female straight – male straight

RJ45 – M12, 8-pole

X-coded

shielded

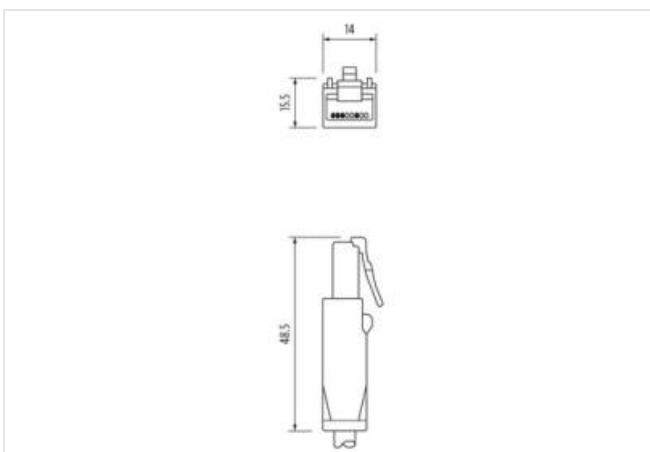
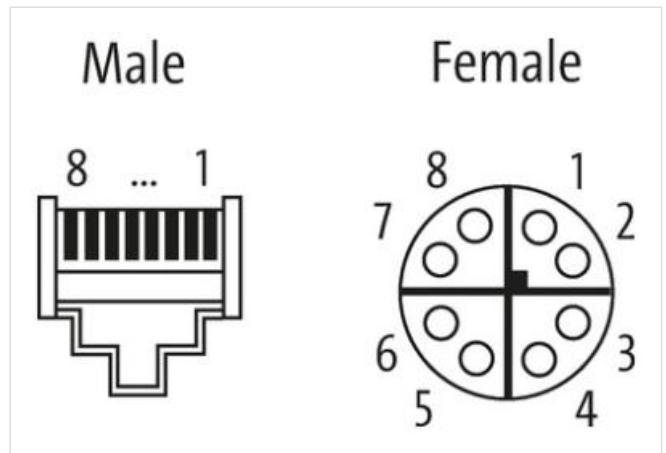
Rear mounting

without cable sleeves


Protection cap

[Link til produkt](#)

Illustrasjon



Produktet kan avvike fra bildet



Cable length 20 m

Side 1

Mounting method inserted, screwed
 Family construction form RJ45
 No. of poles 8

Side 2

Mounting method inserted, screwed
 Family construction form M12
 No. of poles 8

Handelsinformasjon

ECLASS-6.0 27279221
 ECLASS-6.1 27279220
 ECLASS-7.0 27440103
 ECLASS-8.0 27440103
 ECLASS-9.0 27440103
 ECLASS-10.1 27440103
 ECLASS-11.1 27440103
 ECLASS-12.0 27440103
 ETIM-5.0 EC002599
 GTIN 4048879854627
 Pakkestørrelse 1
 Tolltariffnummer 85444290

Electrical data | Supply

Operating voltage DC max. 60 V

Industrial communication

Transfer parameters CAT6, Class EA (ISO/IEC 11801:2002), (EN 50173-1)
 Data transmission rate max. 10000 MBit/s

Device protection | Electrical

Pollution Degree 3
 Rated surge voltage 0,8 kV
 Material group (IEC 60664-1) I

Environmental characteristics | Climatic

Operating temperature min. -25 °C
 Operating temperature max. 85 °C
 Additional condition temperature range depending on cable quality

Important installation notes

Note on strain relief Protect the connectors by suitable measures from mechanical loads, e.g. by the usage of cable ties.
 Note on bending radius **Attention:** Observe the permissible bending radii when laying cables, as the IP protection class can be endangered by excessive bending forces.

Installation | Cable

wire arrangement (orange-white, orange), (blue-white, blue), (brown-white, brown), (green-white, green)
 Cable identification S4X
 Function cable Data
 Jacket Color blue
 Type of Certificate cURus
 Amount stranding 4
 Stranding 2 wires twisted
 Amount stranding (type 2) 1
 Stranding (type 2) 4 Stranded joints around Insulation element twisted
 Banding Foil
 Filler Insulation element

wire arrangement	(orange-white, orange), (blue-white, blue), (brown-white, brown), (green-white, green)
Cable length max.	66 m
Cable weight	65,48 g/m
Material jacket	TPE
Freedom from ingredients (jacket)	lead-free, CFC-free
Outer-diameter (jacket)	7,4 mm
Tolerance outer diameter (sheath)	± 5 %
Material wire insulation	HDPE
Amount wires	8
Outer diameter insulation	0,9 mm
Outer diameter tolerance core insulation	± 5 %
Ingredient freeness wire insulation	lead-free, CFC-free
Amount strands (wire)	7
Diameter of single wires	26 AWG
Conductor crosssection (wire)	26 AWG
Material conductor wire	copper stranded wire, tinned
Nominal voltage AC max.	600 V
Current load capacity (standard)	to DIN VDE 0298-4
Current load capacity min. wire	2 A
Characteristic impedance	100 Ω @ 100 MHz
Electrical resistance line constant wire	212 Ω/km @ 20 °C
AC withstand voltage (wire - wire)	1,5 kV @ 2 s
Electrical capacity line constant (wire - wire)	84850 pF/km
Power frequency withstand voltage (wire - jacket)	1,5 kV @ 2 s
Loop resistance	424 Ω/km
Min. operating temperature (static)	-40 °C
Max. operating temperature (fixed)	80 °C
Operating temperature min. (dynamic)	-40 °C
Operating temperature max. (dynamic)	80 °C
Storage temperature min.	-40 °C
Storage temperature max.	80 °C
Flame resistance	IEC 60332-2-2 UL 1581 § 1100 FT2 UL 1581 § 1090
chemical resistance	Good, application-related testing
Gasoline resistance	Good, application-related testing
Oil resistance	DIN EN 60811-404 Good, application-related testing
Bending radius (dynamic)	5 x Outer diameter
No. of bending cycles (C-track)	35 Mio. @ 25 °C
Traversing distance (C-track)	0,6 m @ 25 °C
Travel speed (C-track)	1,2 m/s @ 25 °C
No. of torsion cycles	3 Mio. 25 °C
Torsion stress	± 270 °/m @ 25 °C
Torsion speed	60 cycles/min 25 °C