

Valve plug MDC06-4s / MDC06-4s

PUR / PVC 2x1.5+1x2x0.5 sw 5m

Xtreme - Outdoor

Male straight – male straight

The resistance to aggressive media should be individually tested for your application. Further details on request.

Further cable lengths on request.

6 ... 32 V AC/DC

4-pole

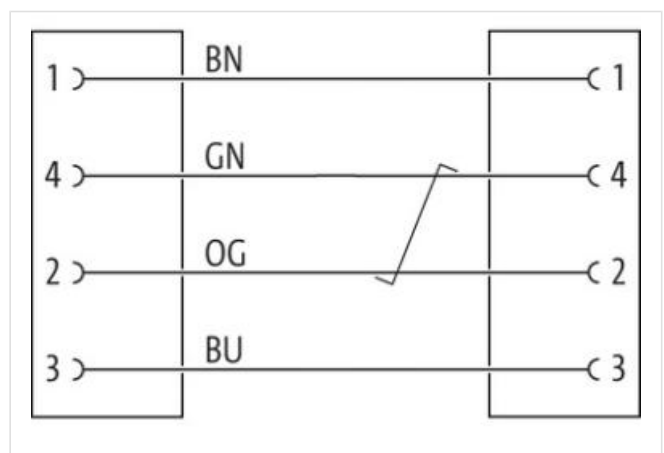
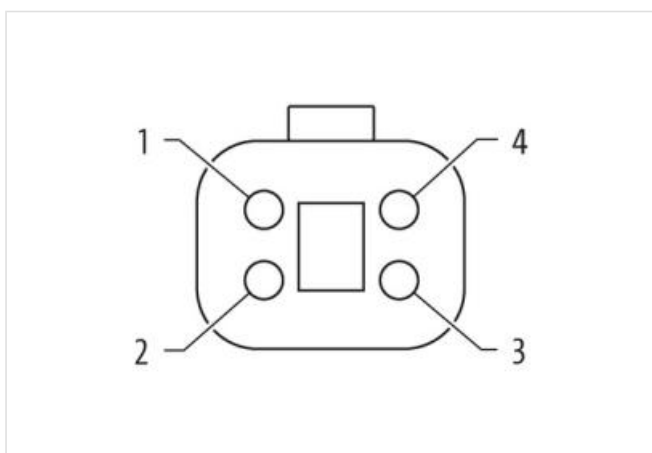
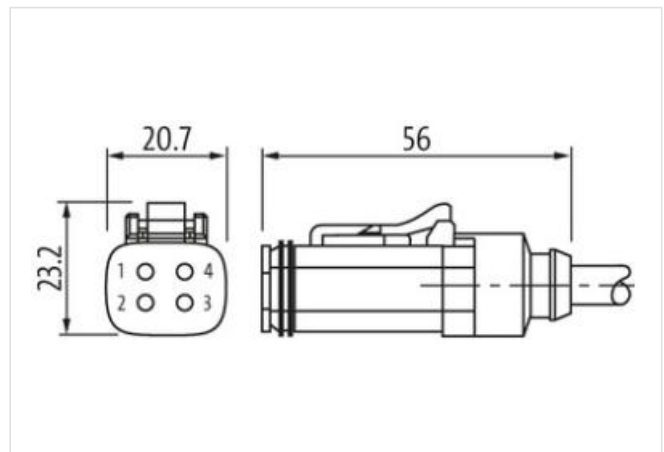

without components

with cable sleeves

Compatible with:

Deutsch DT06-4S

Plastic housings with good resistance against chemicals and oils.

[Link to Product](#)**Illustration**

Product may differ from Image



Cable length 5 m

| Side 1 | |
|---|--------------------|
| Mounting method | inserted |
| Coating contact | nickel plated |
| Family construction form | MDC |
| suitable for corrugated tube (internal Ø) | 13 mm |
| Material contact | Copper alloy |
| No. of poles | 4 |
| Side 2 | |
| Mounting method | inserted |
| Coating contact | nickel plated |
| Family construction form | MDC |
| suitable for corrugated tube (internal Ø) | 13 mm |
| No. of poles | 4 |
| Commercial data | |
| ECLASS-6.0 | 27279218 |
| ECLASS-6.1 | 27279218 |
| ECLASS-7.0 | 27279218 |
| ECLASS-8.0 | 27279218 |
| ECLASS-9.0 | 27060312 |
| ECLASS-10.1 | 27060312 |
| ECLASS-11.1 | 27060312 |
| ECLASS-12.0 | 27060312 |
| ETIM-5.0 | EC001855 |
| customs tariff number | 85444290 |
| GTIN | 4065909005873 |
| Packaging unit | 1 |
| Electrical data Supply | |
| Operating voltage AC min. | 6 V |
| Operating voltage AC max. | 32 V |
| Operating voltage DC min. | 6 V |
| Operating voltage DC max. | 32 V |
| Current operating per contact max. | 4 A |
| Diagnostics | |
| Status indication LED | no |
| Installation Connection | |
| Family construction form | Amphenol AT06-4S |
| Device protection Electrical | |
| Degree of protection (EN IEC 60529) | IP68, IP66K, IP69K |
| Additional condition protection degree | inserted |
| Pollution Degree | 2 |
| Rated surge voltage | 0,8 kV |
| Material group (IEC 60664-1) | III |
| Additional suppressor | without components |
| Mechanical data Material data | |
| Material gasket | Silicon |
| Material housing | PA |
| Mechanical data Mounting data | |
| Looking techniques | Snap-in connector |
| Environmental characteristics Climatic | |

| | |
|--|----------------------------|
| Operating temperature min. | -25 °C |
| Operating temperature max. | 85 °C |
| Additional condition temperature range | depending on cable quality |

Important installation notes

| | |
|------------------------|---|
| Note on strain relief | Protect the connectors by suitable measures from mechanical loads, e.g. by the usage of cable ties. |
| Note on bending radius | Attention: Observe the permissible bending radii when laying cables, as the IP protection class can be endangered by excessive bending forces. |

Installation | Cable

| | |
|---|--|
| wire arrangement | brown, blue, gray, pink, white, black |
| Cable identification | 260 |
| Jacket Color | yellow |
| Amount stranding | 1 |
| Stranding | 2 wires twisted |
| Amount stranding (type 2) | 1 |
| Stranding (type 2) | 2 wires with Stranding combination twisted |
| Filler | yes |
| wire arrangement | brown, blue, gray, pink, white, black |
| Cable weight | 99 g/m |
| Material jacket | PUR |
| Freedom from ingredients (jacket) | lead-free, cadmium-free, CFC-free |
| Outer-diameter (jacket) | 8,8 mm |
| Tolerance outer diameter (sheath) | ± 5 % |
| Material inner jacket | PVC |
| Color (inner jacket) | black |
| Material wire insulation | PVC |
| Amount wires | 2 |
| Outer diameter insulation | 2,25 mm |
| Outer diameter tolerance core insulation | ± 5 % |
| Ingredient freeness wire insulation | lead-free, CFC-free |
| Amount strands (wire) | 84 |
| Diameter of single wires | 0,15 mm |
| Conductor crosssection (wire) | 1,5 mm ² |
| Material conductor wire | Stranded copper wire, bare |
| Conductor type (wire) | strand class 6 |
| Material wire insulation (Data) | PP |
| Outer diameter wire insulation (Data) | 2 mm |
| Tolerance outer diameter wire insulation (data) | ± 5 % |
| Ingredient freeness wire insulation (Data) | lead-free, CFC-free, halogen-free |
| Amount wires (Data) | 2 |
| Amount strands wire (Data) | 16 |
| Diameter of single wires (Data) | 0,2 mm |
| Conductor crosssection wire (Data) | 0,5 mm ² |
| Material conductor wire (Data) | Stranded copper wire, bare |
| Wire conductor type (Data) | Strand class 5 |
| Nominal voltage AC max. | 60 V |
| Current load capacity (standard) | to DIN VDE 0298-4 |
| Current load capacity min. wire | 14,4 A |
| Current load capacity min. Wire (Data) | 7,2 A |
| Electrical resistance line constant wire | 13,3 Ω/km @ 20 °C |
| Electrical resistance coating wire (Data) | 40,1 Ω/km |
| AC withstand voltage (wire - wire) | 1 kV @ 60 s |
| Min. operating temperature (static) | -40 °C |
| Max. operating temperature (fixed) | 80 °C |
| Operating temperature min. (dynamic) | -5 °C |

The information in this Product-PDF has been compiled with the utmost care.

Liability for the correctness completeness and topicality of the information is restricted to gross negligence. Version: 2024-06-02

Murrelektronik A.S. | Christian August Thorings vei 7 | 4033 Stavanger | Fon +47 32 1790-80 | Fax +47 32 1790-90 | shop@murrelektronik.no | shop.murrelektronik.no

| | |
|--------------------------------------|--|
| Operating temperature max. (dynamic) | 80 °C |
| Flame resistance | IEC 60332-2-2 UL 1581 § 1100 FT2 UL 1581 § 1090 |
| chemical resistance | Good, application-related testing |
| Gasoline resistance | Good, application-related testing |
| Oil resistance | DIN EN 60811-404 Good, application-related testing |
| Bending radius (installation) | x Outer diameter |
| Bending radius (fixed) | x Outer diameter |
| Bending radius (dynamic) | 10 x Outer diameter |
| No. of bending cycles (C-track) | 5 Mio. |
| Traversing distance (C-track) | 5 m horizontal |
| Travel speed (C-track) | 3,3 m/s |
| No. of torsion cycles | Mio. |
| Torsion speed | cycles/min |