

M12 male 0° Y-cod. shielded / Drive Cliq IP67

PVC AWG24+22 shielded gn UL/CSA+drag ch. 6m

DRIVE-CLiQ signal cable for SINAMICS S120 and motors with DC 24 V wires

Ethernet CAT5

Male straight – male straight

DRIVE-CLiQ IP67

M12, 8-pole

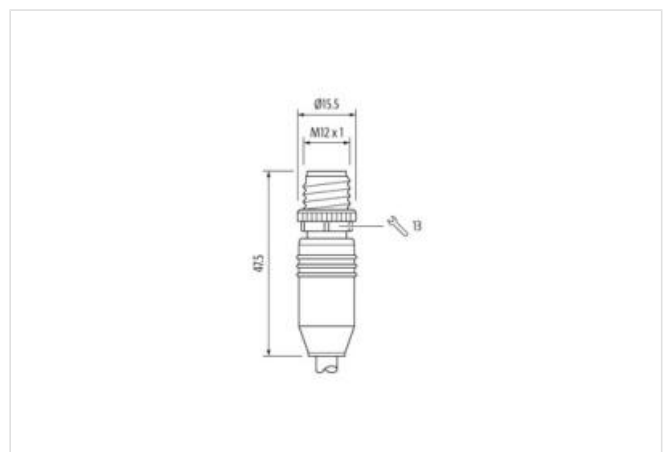
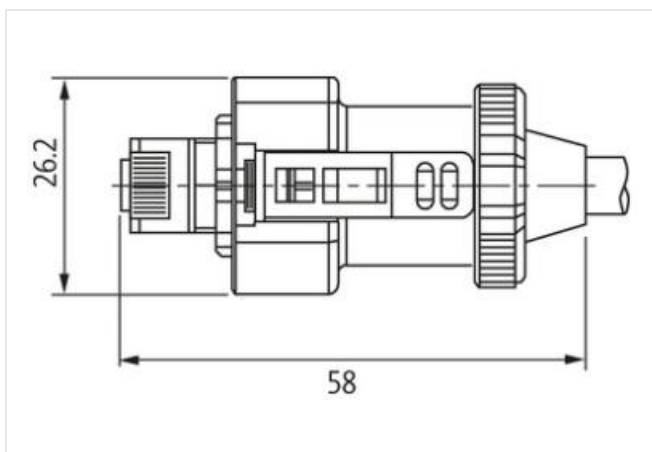
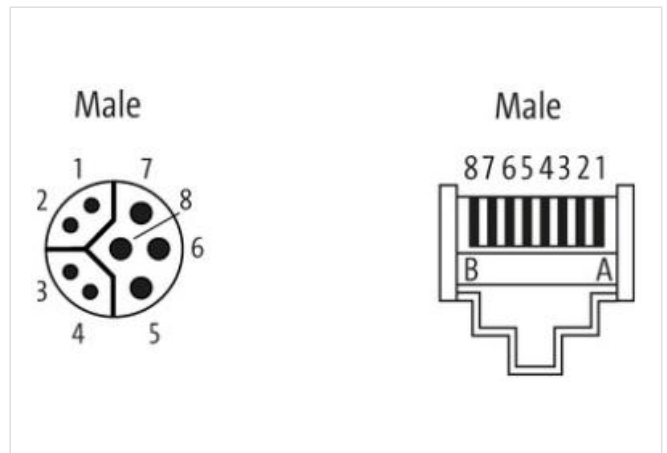
shielded

without cable sleeves


The resistance to aggressive media should be individually tested for your application. Further details on request.

Plastic housings with good resistance against chemicals and oils.

Further cable lengths on request.

[Link to Product](#)**Illustration**

Product may differ from Image



Cable length 6 m

Side 1

| | |
|--------------------------|---------|
| Tightening torque | 0,6 Nm |
| Family construction form | M12 |
| Thread | M12 x 1 |
| Coding | Y |
| Width across flats | SW13 |

Commercial data

| | |
|-----------------------|---------------|
| ECLASS-6.0 | 27061801 |
| ECLASS-6.1 | 27060307 |
| ECLASS-7.0 | 27060307 |
| ECLASS-8.0 | 27060307 |
| ECLASS-9.0 | 27060307 |
| ECLASS-10.1 | 27060307 |
| ECLASS-11.1 | 27060307 |
| ECLASS-12.0 | 27060307 |
| ETIM-5.0 | EC000830 |
| customs tariff number | 85444290 |
| GTIN | 4048879679206 |
| Packaging unit | 1 |

Electrical data | Supply

| | |
|---|--------|
| Operating voltage AC max. | 30 V |
| Operating voltage DC max. | 30 V |
| Operating current per data contact max. | 0,5 A |
| Current operating per contact max. | 1,76 A |
| Operating current per signal contact max. | 1,76 A |

Industrial communication

| | |
|-----------------------------|--|
| Transfer parameters | CAT5, Class D (ISO/IEC 11801:2002), (EN 50173-1) |
| Data transmission rate max. | 100 MBit/s |

Industrial communication | Ethernet functionality

| | |
|--------|-------------|
| duplex | Full duplex |
|--------|-------------|

Device protection | Electrical

| | |
|--|-------------------|
| Degree of protection (EN IEC 60529) | IP67 |
| Additional condition protection degree | inserted, screwed |
| Pollution Degree | 3 |
| Rated surge voltage | 0,5 kV |
| Material group (IEC 60664-1) | II |

Mechanical data

| | |
|-----------------------------|---------|
| Contour for corrugated hose | without |
|-----------------------------|---------|

Mechanical data | Material data

| | |
|------------------|------------------|
| Coating locking | Nickeled |
| Material housing | PUR |
| Locking material | Zinc die-casting |

Mechanical data | Mounting data

| | |
|-----------------|---------------------------------------|
| Mounting method | inserted, screwed, Shaking protection |
|-----------------|---------------------------------------|

Environmental characteristics | Climatic

| | |
|--|----------------------------|
| Operating temperature min. | -20 °C |
| Operating temperature max. | 80 °C |
| Additional condition temperature range | depending on cable quality |

Important installation notes

| | |
|------------------------|---|
| Note on strain relief | Protect the connectors by suitable measures from mechanical loads, e.g. by the usage of cable ties. |
| Note on bending radius | Attention: Observe the permissible bending radii when laying cables, as the IP protection class can be endangered by excessive bending forces. |

| Installation Cable | |
|---|--|
| wire arrangement | (green, yellow), (pink, blue), (red, black) |
| Cable identification | 881 |
| Function cable | Hybrid, Data, Power |
| Jacket Color | green |
| Type of Certificate | cURus |
| Amount stranding | 3 |
| Stranding | 2 wires with Filler twisted |
| Stranding (type 2) | 3 Stranded joints with Filler twisted |
| Cable shielding (type) | copper braid, tinned |
| Cable shielding (coverage) | 85 % |
| Filler | yes |
| wire arrangement | (green, yellow), (pink, blue), (red, black) |
| Material jacket | PVC |
| Freedom from ingredients (jacket) | lead-free, CFC-free, silicone-free |
| Outer-diameter (jacket) | 6,95 mm |
| Tolerance outer diameter (sheath) | ± 5 % |
| Material wire insulation | PE |
| Amount wires | 4 |
| Outer diameter insulation | 1,03 mm |
| Outer diameter tolerance core insulation | ± 5 % |
| Ingredient freeness wire insulation | lead-free, CFC-free, halogen-free, silicone-free |
| Amount strands (wire) | 7 |
| Diameter of single wires | 24 AWG |
| Conductor crosssection (wire) | 24 AWG |
| Material conductor wire | Stranded copper wire, bare |
| Electrical function wire | Data |
| Material wire insulation (Power) | PE |
| Outer diameter wire insulation (Power) | 1,03 mm |
| Tolerance outer diameter wire insulation (Power) | ±5 % |
| Ingredient freeness wire insulation (Power) | lead-free, CFC-free, halogen-free |
| Amount wires (Power) | 2 |
| Amount strands wire (Power) | 7 |
| Diameter of single wires (Power) | 22 AWG |
| Wire conductor cross section (Power) | 22 AWG |
| Material conductor wire (Power) | copper stranded wire, tinned |
| Nominal voltage AC max. | 30 V |
| Electrical function wire | Data |
| Characteristic impedance | 100 Ω ± 15 % @ 1 MHz |
| Electrical resistance line constant wire | 90 Ω/km @ 20 °C |
| Electrical resistance coating wire (Power) | 55 Ω/km @20 °C |
| AC withstand voltage (wire - wire) | 0,5 kV @ 60 s |
| Electric capacitance | 50000 pF/km |
| Power frequency withstand voltage (wire - jacket) | 0,5 kV @ 60 s |
| AC withstand voltage (wire - shield) | 0,5 kV @ 60 s |
| Isolation resistance | 1000 MΩ × km |
| Min. operating temperature (static) | -20 °C |
| Max. operating temperature (fixed) | 80 °C |
| Operating temperature min. (dynamic) | 0 °C |
| Operating temperature max. (dynamic) | 60 °C |

| | |
|---------------------------------|--|
| Flame resistance | UL 1581 § 1090 UL 1581 § 1100 FT2 IEC 60332-2-2 |
| chemical resistance | Good, application-related testing |
| Gasoline resistance | Good, application-related testing |
| Oil resistance | Good, application-related testing DIN EN 60811-404 |
| No. of bending cycles (C-track) | 0,1 Mio. |
| Traversing distance (C-track) | 10 m @ 25 °C horizontal |
| Travel speed (C-track) | 0,5 m/s @ 25 °C |