

MQ15 female 0° with cable 48V DC type 2

PUR 6x2.5 bk UL/CSA+drag ch. 0,3m

Female straight

MQ15, 6-pole

with cable sleeves

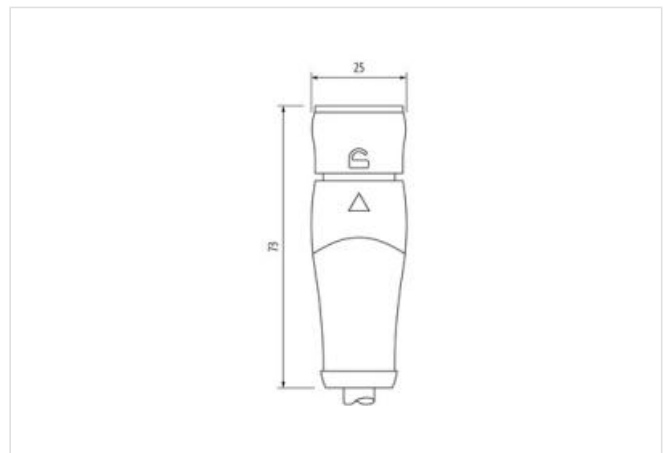
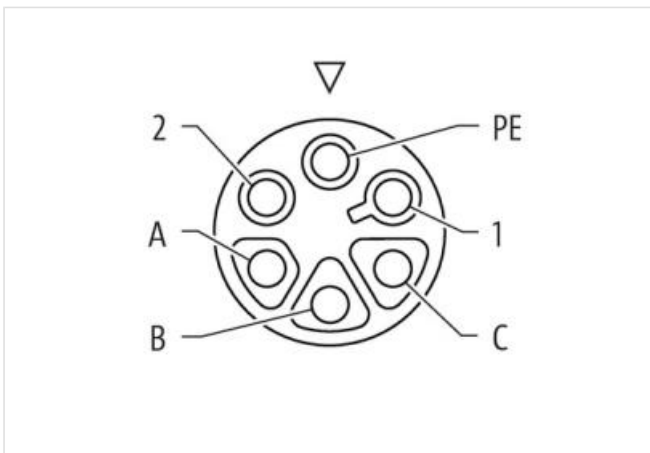
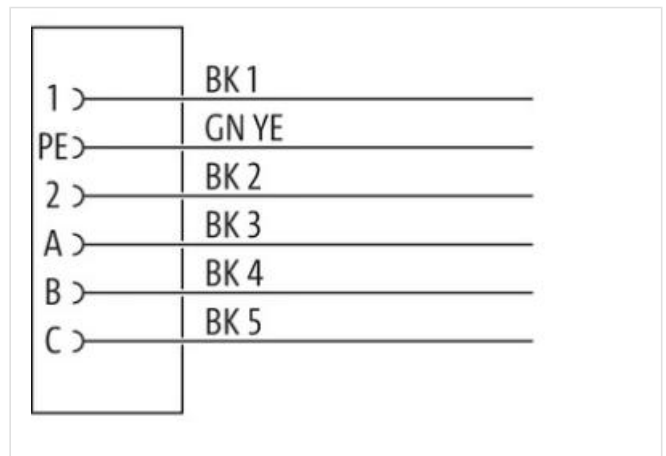
Plastic housings with good resistance against chemicals and oils.

The resistance to aggressive media should be individually tested for your application. Further details on request.

Further cable lengths on request.

[Link to Product](#)

Illustration



Product may differ from Image



Cable length 0,3 m

Side 1

Mounting method inserted, locked

Coating contact	silver-plated
Family construction form	MQ15
suitable for corrugated tube (internal Ø)	18 mm
Cable outlet	straight
Coding	Type 2
Material contact	Copper alloy
No. of poles	6
Degree of protection (EN IEC 60529)	IP65, IP67

Side 2

Stripping length (jacket)	100 mm
---------------------------	--------

Commercial data

ECLASS-6.0	27279218
ECLASS-6.1	27279218
ECLASS-7.0	27279218
ECLASS-8.0	27279218
ECLASS-9.0	27060327
ECLASS-10.1	27060311
ECLASS-11.1	27060311
ECLASS-12.0	27060327
ETIM-5.0	EC001855
customs tariff number	85444290
GTIN	4065909060537
Packaging unit	1

Electrical data | Supply

Operating voltage DC	48 V
Operating current per power contact max.	20 A
Operating current per signal contact max.	4 A

Diagnostics

Status indication LED	no
-----------------------	----

Installation | Connection

Stripping length (jacket)	100 mm
---------------------------	--------

Installation | Pin assignment

Coding	Type 2
Configuration	fully used

Device protection | Electrical

Additional condition protection degree	inserted, locked
Pollution Degree	3
Rated surge voltage	0,8 kV
Material group (IEC 60664-1)	I

Mechanical data | Material data

Material housing	PUR
Material contact carrier	PA
Locking material	POM

Mechanical data | Mounting data

Looking techniques	bayonet-locking
--------------------	-----------------

Environmental characteristics | Climatic

Operating temperature min.	-30 °C
Operating temperature max.	85 °C
Additional condition temperature range	depending on cable quality

Important installation notes

Note on strain relief Protect the connectors by suitable measures from mechanical loads, e.g. by the usage of cable ties.

Note on bending radius **Attention:** Observe the permissible bending radii when laying cables, as the IP protection class can be endangered by excessive bending forces.

Conformity

Product standard IEC 61076-2-116

Installation | Cable

wire arrangement black 5, black 4, black 3, black 2, black 1, green-yellow

Cable identification P63

Cable Type 3

Jacket Color black

Type of Certificate cURus

Stranding 6 wires around Filler twisted

Filler yes

wire arrangement black 5, black 4, black 3, black 2, black 1, green-yellow

Cable weight 227,7 g/m

Material jacket PUR

Shore hardness jacket 90 ± 5 Shore A

Freedom from ingredients (jacket) lead-free, cadmium-free, CFC-free, halogen-free, silicone-free

Outer-diameter (jacket) 10,5 mm

Tolerance outer diameter (sheath) ± 5 %

Material wire insulation PP

Amount wires 6

Outer diameter insulation 2,85 mm

Outer diameter tolerance core insulation ± 5 %

Ingredient freeness wire insulation lead-free, cadmium-free, CFC-free, halogen-free, silicone-free

Amount strands (wire) 140

Diameter of single wires 0,15 mm

Conductor crosssection (wire) 2,5 mm²

Material conductor wire Stranded copper wire, bare

Conductor type (wire) strand class 6

Shore hardness wire insulation (Data) 60 ± 5 Shore D

Nominal voltage AC max. 1000 V

Current load capacity (standard) to DIN VDE 0298-4

Current load capacity min. wire 19,5 A

Electrical resistance line constant wire 8 Ω/km @ 20 °C

AC withstand voltage (wire - wire) 10 kV

Power frequency withstand voltage (wire - jacket) 10 kV

Min. operating temperature (static) -50 °C

Max. operating temperature (fixed) 80 °C / 90 °C @ 10000 h Operation

Operating temperature min. (dynamic) -25 °C

Operating temperature max. (dynamic) 80 °C / 90 °C @ 10000 h Operation

UV resistance DIN EN ISO 4892-2 A

Flame resistance UL 1581 § 1090 | IEC 60332-2-2 | UL 1581 § 1100 FT2

chemical resistance Good, application-related testing

Gasoline resistance Good, application-related testing

Oil resistance DIN EN 60811-404 | Good, application-related testing

Bending radius (fixed) 5 x Outer diameter

Bending radius (dynamic) 10 x Outer diameter

No. of bending cycles (C-track) 5 Mio. @ 25 °C

Traversing distance (C-track) 5 m @ 25 °C

Travel speed (C-track) 3,3 m/s @ 25 °C

No. of torsion cycles 2 Mio. 25 °C

Torsion stress ± 180 °/m @ 25 °C

Torsion speed

35 cycles/min 25 °C