

M12 Power male recept. S-cod. front

PUR-wires 4x1.5 0.5m

Power

Flange male

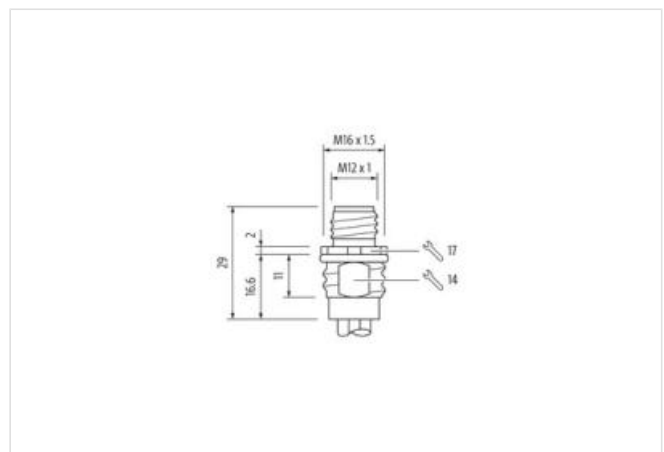
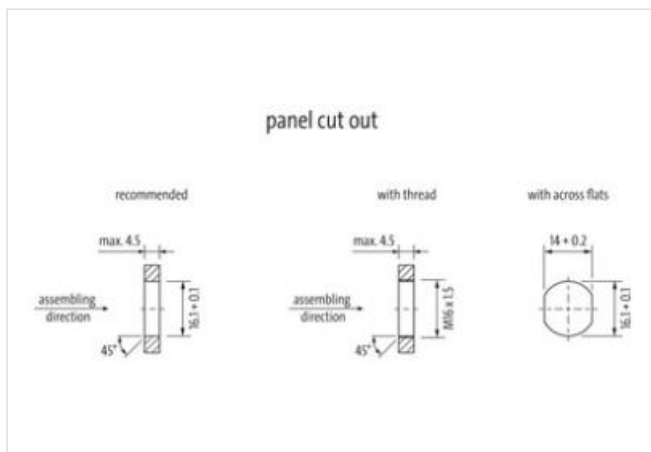
M12, 4-pole

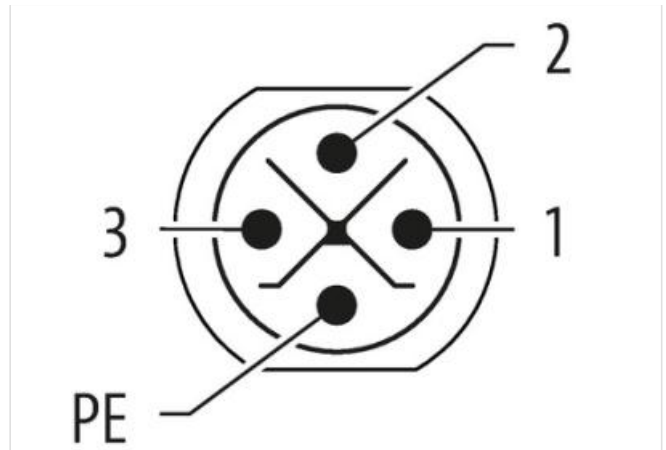
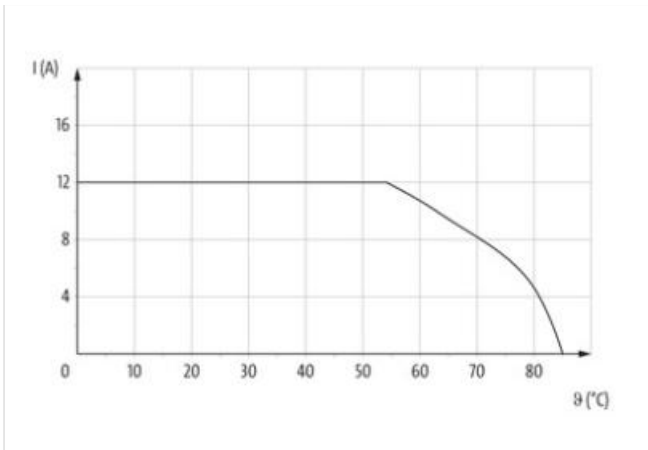
S-coded

Front mounting

with multi-strand wire

The resistance to aggressive media should be individually tested for your application. Further details on request.
Further cable lengths on request.

[Link to Product](#)**Illustration**



Product may differ from Image



Cable length 0,5 m

Side 1

Tightening torque 0,6 Nm

Family construction form M12P

Thread M12 x 1

Coding S

No. of poles 4

Degree of protection (EN IEC 60529) IP65, IP67

Commercial data

ECLASS-6.0 27279220

ECLASS-6.1 27279220

ECLASS-7.0 27440103

ECLASS-8.0 27440103

ECLASS-9.0 27440103

ECLASS-10.1 27440103

ECLASS-11.1 27440103

ECLASS-12.0 27440103

ETIM-5.0 EC002061

customs tariff number 85444290

GTIN 4048879787666

Packaging unit 1

Electrical data | Supply

Operating voltage AC max. 600 V

Current operating per contact max. 12 A

Diagnostics

Status indication LED no

Installation | Connection

Mounting set M16 x 1.5

Width across flats SW17

Device protection | Electrical

Additional condition protection degree screwed, mounted

Pollution Degree	3
Rated surge voltage	6 kV
Material group (IEC 60664-1)	I

Mechanical data

Contour for corrugated hose	without
-----------------------------	---------

Mechanical data | Material data

Coating housing	nickel plated
Coating locking	nickel plated
Material housing	Brass
Locking material	Brass

Mechanical data | Mounting data

Mounting method	inserted, screwed
-----------------	-------------------

Environmental characteristics | Climatic

Operating temperature min.	-25 °C
Operating temperature max.	85 °C
Additional condition temperature range	depending on cable quality

Important installation notes

Note on strain relief	Protect the connectors by suitable measures from mechanical loads, e.g. by the usage of cable ties.
Note on bending radius	Attention: Observe the permissible bending radii when laying cables, as the IP protection class can be endangered by excessive bending forces.

Conformity

Product standard	IEC 61076-2-111
------------------	-----------------

Resistances | Cable

wire arrangement	brown, white, blue, green-yellow
Cable identification	945
wire arrangement	brown, white, blue, green-yellow
Material wire insulation	PUR
Amount wires	4
Outer diameter insulation	2,4 mm
Outer diameter tolerance core insulation	± 5 %
Amount strands (wire)	30
Diameter of single wires	0,25 mm
Conductor crosssection (wire)	1,5 mm ²
Material conductor wire	copper stranded wire, tinned
Conductor type (wire)	Strand class 5
Electrical resistance line constant wire	13,3 Ω/km @ 20 °C
Min. operating temperature (static)	-40 °C
Max. operating temperature (fixed)	90 °C
Operating temperature min. (dynamic)	-25 °C
Operating temperature max. (dynamic)	90 °C
Flame resistance	IEC 60332-2-2 UL 1581 § 1090 UL 1581 § 1100 FT2
chemical resistance	Good, application-related testing
Gasoline resistance	Good, application-related testing
Oil resistance	DIN EN 60811-404 Good, application-related testing