

RJ45 male 0° / RJ45 male 0° shielded

FRNC/LS0H 4x2xAWG27 shielded ye UL 1,8m

Ethernet CAT6A

Male straight – male straight

RJ45 – RJ45, 8-pole shielded

without cable sleeves

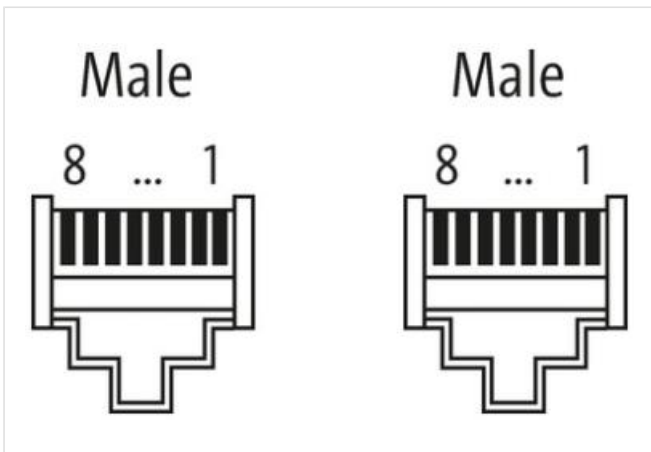
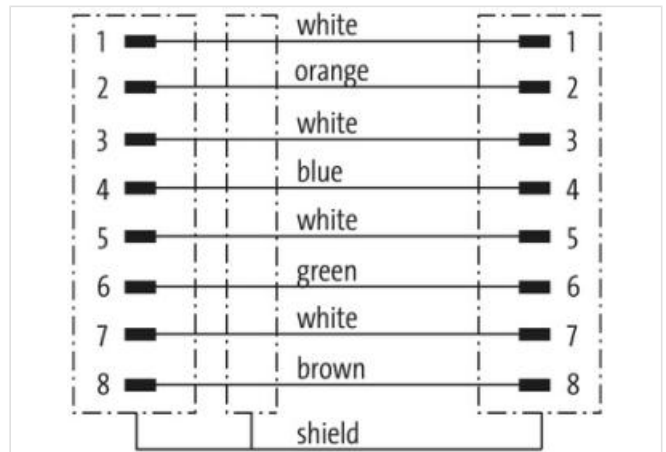
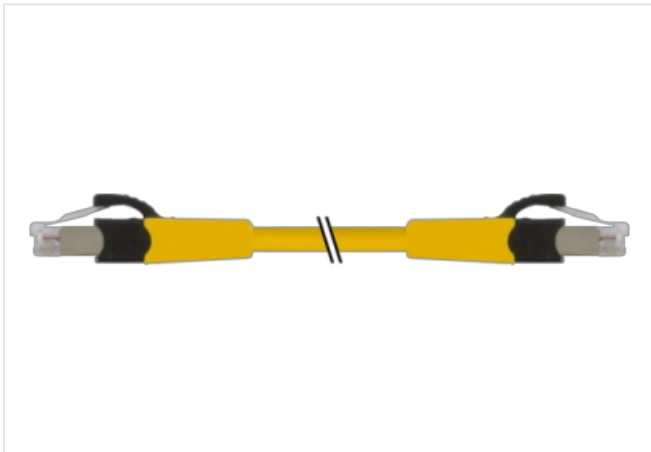
Further cable lengths on request.

Plastic housings with good resistance against chemicals and oils.


The resistance to aggressive media should be individually tested for your application. Further details on request.

[Link til produkt](#)

Illustrasjon



Produktet kan avvike fra bildet



Cable length

1,8 m

Side 1

| | |
|---|---|
| Mounting method | inserted |
| Family construction form | RJ45 |
| Side 2 | |
| Mounting method | inserted |
| Handelsinformasjon | |
| ECLASS-6.0 | 27061801 |
| ECLASS-6.1 | 27060307 |
| ECLASS-7.0 | 27060307 |
| ECLASS-8.0 | 27060307 |
| ECLASS-9.0 | 27060307 |
| ECLASS-10.1 | 27060307 |
| ECLASS-11.1 | 27060307 |
| ECLASS-12.0 | 27060307 |
| ETIM-5.0 | EC002599 |
| GTIN | 4065909034699 |
| Pakkestørrelse | 1 |
| Tolltariffnummer | 85444210 |
| Electrical data Supply | |
| Operating voltage DC max. | 60 V |
| Operating voltage DC max. (UL-listed) | 25 V |
| Current operating per contact max. | 1,5 A |
| Industrial communication | |
| Transfer parameters | CAT6A |
| Diagnostics | |
| Status indication LED | no |
| Device protection Electrical | |
| Degree of protection (EN IEC 60529) | IP20 |
| Pollution Degree | 3 |
| Rated surge voltage | 1 kV |
| Material group (IEC 60664-1) | I |
| Mechanical data | |
| Contour for corrugated hose | without |
| Mechanical data Material data | |
| Material housing | PUR |
| Locking material | PA |
| Mechanical data Mounting data | |
| Locking techniques | Snap-in connector |
| Environmental characteristics Climatic | |
| Operating temperature min. | -25 °C |
| Operating temperature max. | 85 °C |
| Additional condition temperature range | depending on cable quality |
| Important installation notes | |
| Note on strain relief | Protect the connectors by suitable measures from mechanical loads, e.g. by the usage of cable ties. |
| Note on bending radius | Attention: Observe the permissible bending radii when laying cables, as the IP protection class can be endangered by excessive bending forces. |
| Installation Cable | |
| wire arrangement | white, blue, white, orange, white, green, white, brown |
| Cable identification | 378 |
| Jacket Color | yellow |

| | |
|--------------------------------------|--|
| Amount stranding | 4 |
| Stranding | 2 wires twisted |
| Amount stranding (type 2) | 1 |
| Stranding (type 2) | 4 Stranded joints twisted |
| Cable shielding (type) | copper braiding, bare |
| wire arrangement | white, blue, white, orange, white, green, white, brown |
| Material jacket | FRNC |
| Outer-diameter (jacket) | 6 mm |
| Tolerance outer diameter (sheath) | ± 5 % |
| Material wire insulation | FRNC |
| Amount wires | 8 |
| Amount strands (wire) | 7 |
| Diameter of single wires | 27 AWG |
| Conductor crosssection (wire) | 27 AWG |
| Material conductor wire | Stranded copper wire, bare |
| Current load capacity (standard) | to DIN VDE 0298-4 |
| Current load capacity min. wire | 4,8 A |
| Min. operating temperature (static) | -20 °C |
| Max. operating temperature (fixed) | 60 °C |
| Operating temperature min. (dynamic) | 0 °C |
| Operating temperature max. (dynamic) | 50 °C |
| Flame resistance | UL 1581 § 1100 FT2 IEC 60332-2-2 UL 1581 § 1090 |
| chemical resistance | Good, application-related testing |
| Gasoline resistance | Good, application-related testing |
| Oil resistance | Good, application-related testing DIN EN 60811-404 |
| Bending radius (fixed) | x Outer diameter |
| Bending radius (dynamic) | 5 x Outer diameter |