

M12 male 0° / M12 female 0° A-cod. shielded

PUR 8x0.25 shielded bk UL/CSA+drag ch. 5m

Male straight – female straight

M12 – M12, 8-pole

shielded

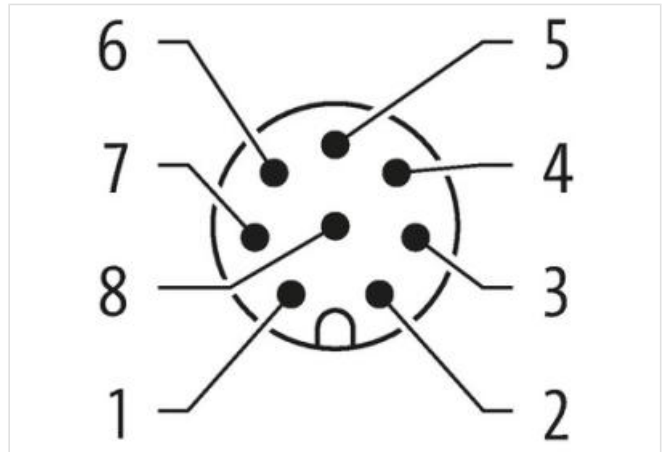
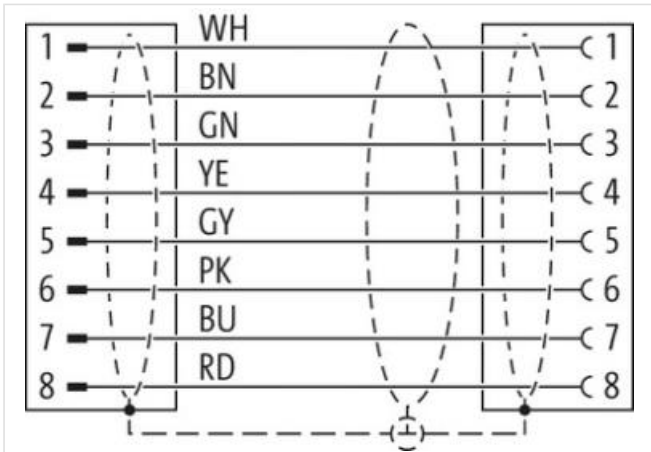
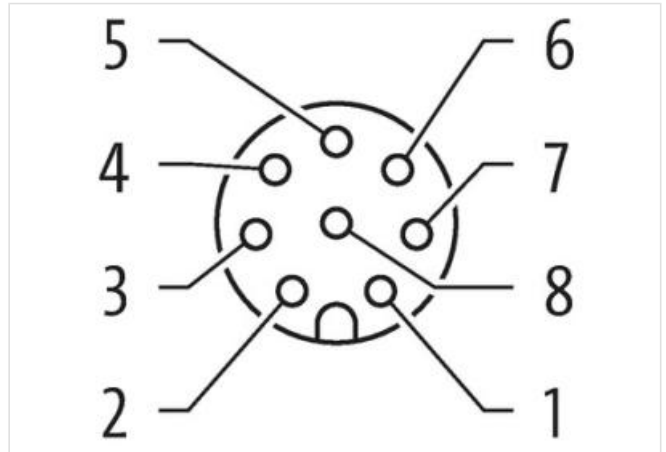
Plastic housings with good resistance against chemicals and oils.

The resistance to aggressive media should be individually tested for your application. Further details on request.

Further cable lengths on request.

[Link til produkt](#)

Illustrasjon





Produktet kan avvike fra bildet



Cable length 5 m

Side 1

Tightening torque 0,6 Nm
 Family construction form M12
 Thread M12 x 1
 Coding A
 Width across flats SW13

Side 2

Tightening torque 0,6 Nm
 Family construction form M12
 Thread M12 x 1
 Coding A

Handelsinformasjon

ECLASS-6.0 27279218
 ECLASS-6.1 27279218
 ECLASS-7.0 27279218
 ECLASS-8.0 27279218
 ECLASS-9.0 27060311
 ECLASS-10.1 27060311
 ECLASS-11.1 27060311
 ECLASS-12.0 27060311
 ETIM-5.0 EC001855
 GTIN 4048879406734
 Pakkestørrelse 1
 Tolltariffnummer 85444290

Electrical data | Supply

Operating voltage AC max. 30 V
 Operating voltage DC max. 30 V
 Operating voltage AC (UL-listed) 30 V
 Operating voltage DC (UL-listed) 30 V
 Current operating per contact max. 2 A

Device protection | Electrical

Degree of protection (EN IEC 60529)	IP65, IP67, IP68, IP66K
Additional condition protection degree	inserted, screwed
Rated surge voltage	0,8 kV
Material group (IEC 60664-1)	I
Mechanical data Material data	
Coating locking	Nickeled
Locking material	Zinc die-casting
Mechanical data Mounting data	
Mounting method	inserted, screwed, Shaking protection
Environmental characteristics Climatic	
Operating temperature min.	-25 °C
Operating temperature max.	85 °C
Additional condition temperature range	depending on cable quality
Important installation notes	
Note on strain relief	Protect the connectors by suitable measures from mechanical loads, e.g. by the usage of cable ties.
Note on bending radius	Attention: Observe the permissible bending radii when laying cables, as the IP protection class can be endangered by excessive bending forces.
Conformity	
Product standard	DIN EN 61076-2-101 (M12)
Installation Cable	
wire arrangement	brown, white, red, blue, pink, gray, yellow, green
Cable identification	717
Cable Type	3
Jacket Color	black
Type of Certificate	cURus
Amount stranding	1
Stranding	8 wires around Core filler twisted
Cable shielding (type)	copper braid, tinned
Cable shielding (coverage)	80 %
Banding	Fleece, Foil
Filler	yes
wire arrangement	brown, white, red, blue, pink, gray, yellow, green
Cable weighth	66 g/m
Material jacket	PUR
Shore hardness jacket	90 ± 5 Shore A
Freedom from ingredients (jacket)	lead-free, cadmium-free, CFC-free, halogen-free, silicone-free
Outer-diameter (jacket)	7 mm
Tolerance outer diameter (sheath)	± 5 %
Material wire insulation	PP
Amount wires	8
Outer diameter insulation	1,2 mm
Outer diameter tolerance core insulation	± 5 %
Shore hardness wire insulation	70 ± 5 Shore D
Ingredient freeness wire insulation	lead-free, cadmium-free, CFC-free, halogen-free, silicone-free
Amount strands (wire)	32
Diameter of single wires	0,1 mm
Conductor crosssection (wire)	0,25 mm ²
Material conductor wire	Stranded copper wire, bare
Conductor type (wire)	strand class 6
Nominal voltage AC max.	300 V
Current load capacity (standard)	to DIN VDE 0298-4

Current load capacity min. wire	3 A
Electrical resistance line constant wire	79 Ω /km @ 20 °C
AC withstand voltage (wire - wire)	2 kV @ 60 s
Power frequency withstand voltage (wire - jacket)	2 kV @ 60 s
AC withstand voltage (wire - shield)	2 kV @ 60 s
Min. operating temperature (static)	-40 °C
Max. operating temperature (fixed)	80 °C / 90 °C @ 10000 h Operation
Operating temperature min. (dynamic)	-25 °C
Operating temperature max. (dynamic)	80 °C / 90 °C @ 10000 h Operation
UV resistance	DIN EN ISO 4892-2 A
Flame resistance	IEC 60332-2-2 UL 1581 § 1100 FT2 UL 1581 § 1090
chemical resistance	Good, application-related testing
Gasoline resistance	Good, application-related testing
Oil resistance	Good, application-related testing DIN EN 60811-404
Bending radius (fixed)	5 x Outer diameter
Bending radius (dynamic)	10 x Outer diameter
No. of bending cycles (C-track)	5 Mio. @ 25 °C
Traversing distance (C-track)	5 m @ 25 °C horizontal
Travel speed (C-track)	3,3 m/s @ 25 °C
No. of torsion cycles	2 Mio.
Torsion stress	\pm 30 °/m
Torsion speed	35 cycles/min