

M12 female 0° A-cod. with cable shielded

PVC 12x0.14 shielded bk 30m

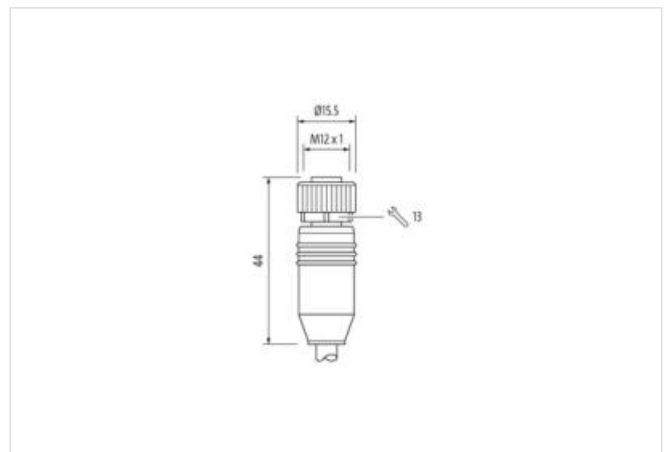
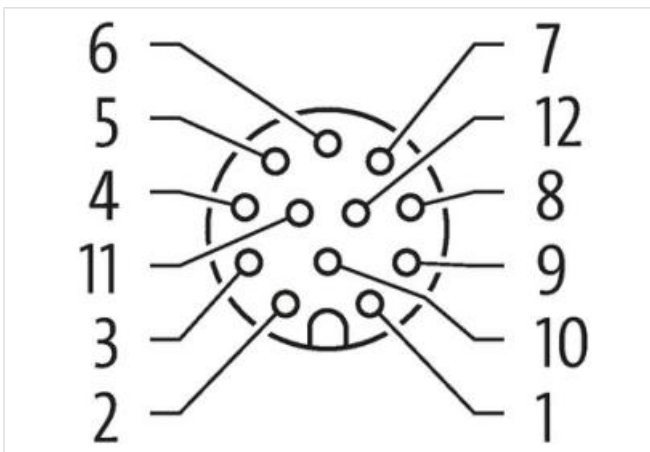
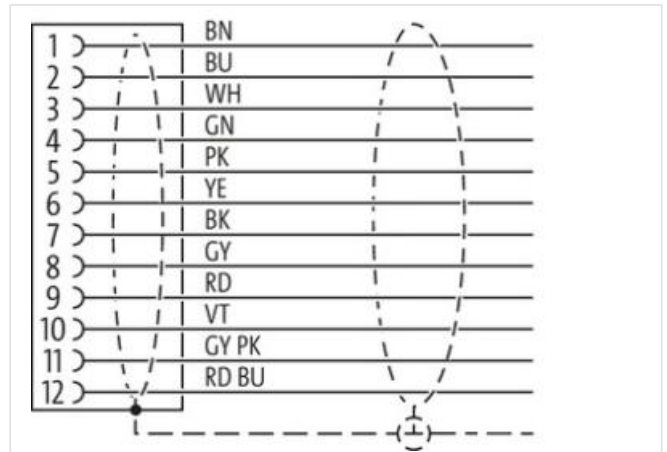
Female straight
M12, 12-pole
shielded
with cable sleeves

Plastic housings with good resistance against chemicals and oils.

The resistance to aggressive media should be individually tested for your application. Further details on request.
Further cable lengths on request.

[Link to Product](#)

Illustration



Product may differ from Image



Cable length 30 m

Side 1

Tightening torque 0,6 Nm

Mounting method	inserted, screwed
Coating contact	gold plated
Family construction form	M12
Thread	M12 x 1
Coding	A
Material contact	Copper alloy
Material	PUR
No. of poles	12
Width across flats	SW13
Degree of protection (EN IEC 60529)	IP65, IP66K, IP67

Side 2

Coating contact	gold plated
-----------------	-------------

Commercial data

ECLASS-6.0	27279218
ECLASS-6.1	27279218
ECLASS-7.0	27279218
ECLASS-8.0	27279218
ECLASS-9.0	27060311
ECLASS-10.1	27060311
ECLASS-11.1	27060311
ECLASS-12.0	27060311
ETIM-5.0	EC001855
customs tariff number	85444290
GTIN	4048879721806
Packaging unit	1

Electrical data | Supply

Operating voltage AC max.	30 V
Operating voltage DC max.	30 V
Operating voltage AC (UL-listed)	30 V
Operating voltage DC (UL-listed)	30 V
Current operating per contact max.	1,5 A

Installation | Connection

Mounting set	M12 x 1
--------------	---------

Device protection | Electrical

Additional condition protection degree	inserted, screwed
Pollution Degree	3
Rated surge voltage	0,8 kV
Material group (IEC 60664-1)	I

Mechanical data

Contour for corrugated hose	without
-----------------------------	---------

Mechanical data | Material data

Coating locking	Nickeled
Coating of fitting	nickel plated
Material gasket	FKM
Locking material	Zinc die-casting
Material screw connection	Zinc die-casting

Mechanical data | Mounting data

Mounting method	inserted, screwed, Shaking protection
-----------------	---------------------------------------

Environmental characteristics | Climatic

Operating temperature min.	-25 °C
Operating temperature max.	85 °C

Additional condition temperature range depending on cable quality

Important installation notes

Note on strain relief Protect the connectors by suitable measures from mechanical loads, e.g. by the usage of cable ties.

Note on bending radius **Attention:** Observe the permissible bending radii when laying cables, as the IP protection class can be endangered by excessive bending forces.

Conformity

Product standard DIN EN 61076-2-101 (M12)

Installation | Cable

wire arrangement (white, blue), (white, orange), (white, green), (white, brown)

Cable identification 148

Jacket Color gray

Type of Certificate cURus

Amount stranding 4

Stranding 2 wires twisted

Amount stranding (type 2) 1

Stranding (type 2) 4 Stranded joints twisted

Cable shielding (type) copper braid, tinned

Cable shielding (coverage) 85 %

Banding Fleece, Foil, conductive sliding winding

wire arrangement (white, blue), (white, orange), (white, green), (white, brown)

Cable weight 62,7 g/m

Material jacket PUR

Freedom from ingredients (jacket) lead-free, CFC-free, halogen-free

Outer-diameter (jacket) 7 mm

Tolerance outer diameter (sheath) $\pm 5 \%$

Material wire insulation Polyolefin

Amount wires 8

Outer diameter insulation 1 mm

Outer diameter tolerance core insulation $\pm 5 \%$

Ingredient freeness wire insulation lead-free, CFC-free, halogen-free

Amount strands (wire) 7

Diameter of single wires 0,16 mm

Conductor crosssection (wire) 26 AWG

Material conductor wire copper stranded wire, tinned

Nominal voltage AC max. 125 V

Current load capacity (standard) to DIN VDE 0298-4

Current load capacity min. wire 2 A

Characteristic impedance $100 \Omega \pm 15 \% @ 1 \text{ MHz}$

Electrical resistance line constant wire $134 \Omega/\text{km} @ 20 \text{ }^\circ\text{C}$

AC withstand voltage (wire - wire) 0,75 kV @ 60 s

Electric capacitance 50000 pF/km

AC withstand voltage (wire - shield) 0,75 kV @ 60 s

Isolation resistance 5000 M Ω

Loop resistance 290 Ω/km

Min. operating temperature (static) $-40 \text{ }^\circ\text{C}$

Max. operating temperature (fixed) $80 \text{ }^\circ\text{C}$

Operating temperature min. (dynamic) $-10 \text{ }^\circ\text{C}$

Operating temperature max. (dynamic) $70 \text{ }^\circ\text{C}$

Flame resistance IEC 60332-2-2 | UL 1581 § 1100 FT2 | UL 1581 § 1090

chemical resistance Good, application-related testing

Gasoline resistance Good, application-related testing

Oil resistance Good, application-related testing | DIN EN 60811-404

Bending radius (fixed) 8 x Outer diameter

Bending radius (dynamic)

10 x Outer diameter