

M12 male recept. A-cod. shielded rear

PUR 4x0.34 shielded bk UL/CSA+drag ch. 2m

Flange male

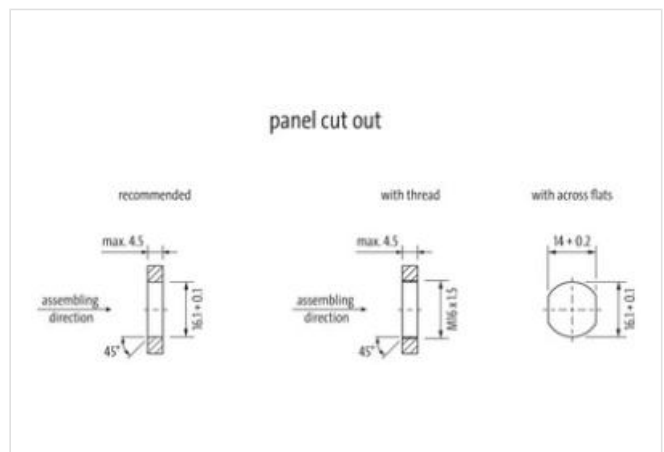
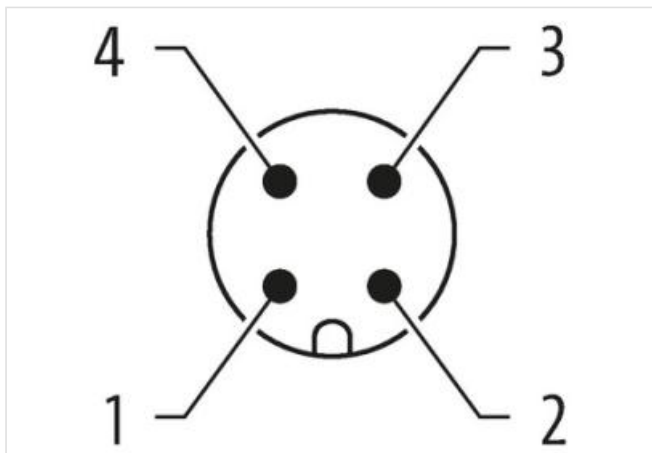
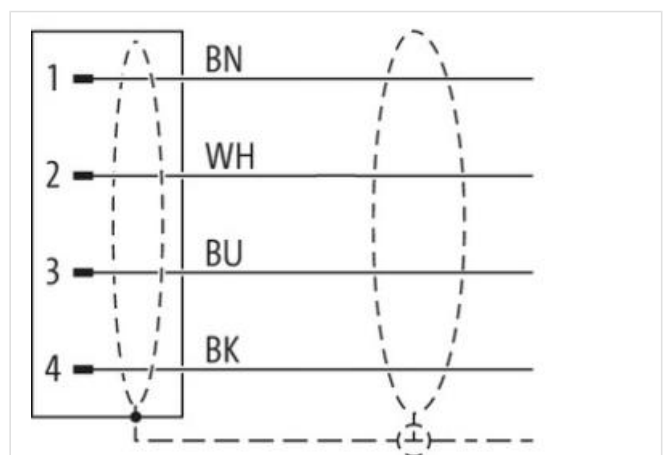
M12, 4-pole

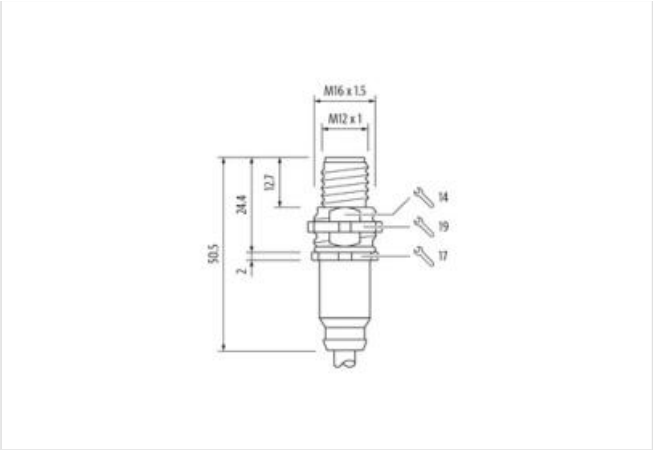
shielded

Rear mounting

Further cable lengths on request.

The resistance to aggressive media should be individually tested for your application. Further details on request.

[Link to Product](#)**Illustration**



Product may differ from Image



Cable length	2 m
Side 1	
Tightening torque	0,6 Nm
Mounting method	inserted, screwed
Coating contact	gold plated
Family construction form	M12
Thread	M12 x 1
Coding	A
Material contact	Copper alloy
Material	Brass
No. of poles	4
Degree of protection (EN IEC 60529)	IP67
Side 2	
Stripping length (jacket)	20 mm
Commercial data	
ECLASS-6.0	27279220
ECLASS-6.1	27279220
ECLASS-7.0	27440103
ECLASS-8.0	27440103
ECLASS-9.0	27440103
ECLASS-10.1	27440103
ECLASS-11.1	27440103
ECLASS-12.0	27440103
ETIM-5.0	EC001855
customs tariff number	85444290
GTIN	4048879583640
Packaging unit	1
Electrical data Supply	
Operating voltage AC max.	60 V
Operating voltage DC max.	60 V
Current operating per contact max.	4 A
Diagnostics	

Status indication LED no

Installation | Connection

Stripping length (jacket) 20 mm

Mounting set M16 x 1.5

Width across flats SW19

Device protection | Electrical

Protection NEMA 3, 4, 6P

Additional condition protection degree inserted, screwed

Pollution Degree 3

Rated surge voltage 1,5 kV

Material group (IEC 60664-1) I

Mechanical data | Material data

Coating locking nickel plated

Coating of fitting nickel plated

Locking material Brass

Material screw connection Brass

Mechanical data | Mounting data

Mounting method Schraubgewinde

Looking techniques Schraubgewinde

Environmental characteristics | Climatic

Operating temperature min. -25 °C

Operating temperature max. 85 °C

Additional condition temperature range depending on cable quality

Important installation notes

Note on strain relief Protect the connectors by suitable measures from mechanical loads, e.g. by the usage of cable ties.

Note on bending radius **Attention:** Observe the permissible bending radii when laying cables, as the IP protection class can be endangered by excessive bending forces.

Approvals

UL 50E yes

Installation | Cable

wire arrangement brown, black, blue, white

Cable identification 641

Cable Type 3

Jacket Color black

Type of Certificate cURus

Amount stranding 1

Stranding 4 wires twisted

Cable shielding (type) copper braid, tinned

Cable shielding (coverage) 80 %

Banding Fleece, Foil

wire arrangement brown, black, blue, white

Cable weight 50,6 g/m

Material jacket PUR

Shore hardness jacket 90 ± 5 Shore A

Freedom from ingredients (jacket) lead-free, cadmium-free, CFC-free, halogen-free, silicone-free

Outer-diameter (jacket) 5,3 mm

Tolerance outer diameter (sheath) ± 5 %

Material wire insulation PP

Amount wires 4

Outer diameter insulation 1,25 mm

Outer diameter tolerance core insulation ± 5 %

Shore hardness wire insulation	70 ± 5 Shore D
Ingredient freeness wire insulation	lead-free, cadmium-free, CFC-free, halogen-free, silicone-free
Amount strands (wire)	42
Diameter of single wires	0,1 mm
Conductor crosssection (wire)	0,34 mm²
Material conductor wire	Stranded copper wire, bare
Conductor type (wire)	strand class 6
Nominal voltage AC max.	300 V
Current load capacity (standard)	to DIN VDE 0298-4
Current load capacity min. wire	4,8 A
Electrical resistance line constant wire	57 Ω/km @ 20 °C
AC withstand voltage (wire - wire)	2 kV @ 60 s
Power frequency withstand voltage (wire - jacket)	2 kV @ 60 s
AC withstand voltage (wire - shield)	2 kV @ 60 s
Min. operating temperature (static)	-40 °C
Max. operating temperature (fixed)	80 °C / 90 °C @ 10000 h Operation
Operating temperature min. (dynamic)	-25 °C
Operating temperature max. (dynamic)	80 °C / 90 °C @ 10000 h Operation
UV resistance	DIN EN ISO 4892-2 A
Flame resistance	IEC 60332-2-2 UL 1581 § 1090 UL 1581 § 1100 FT2
chemical resistance	Good, application-related testing
Gasoline resistance	Good, application-related testing
Oil resistance	DIN EN 60811-404 Good, application-related testing
Bending radius (fixed)	5 x Outer diameter
Bending radius (dynamic)	10 x Outer diameter
No. of bending cycles (C-track)	5 Mio. @ 25 °C
Traversing distance (C-track)	5 m @ 25 °C horizontal
Travel speed (C-track)	3,3 m/s @ 25 °C
No. of torsion cycles	2 Mio.
Torsion stress	± 30 °/m
Torsion speed	35 cycles/min