

**M8 female 90° A-cod. with cable**

PVC 4x0.34 gy CEI 10m

**⚠ NOTICE ⚠****PRODUCT WILL BE DISCONTINUED BY SEP. 2023. PLEASE HAVE A LOOK AT THE ALTERNATIVE PRODUCTS.**

Female 90°

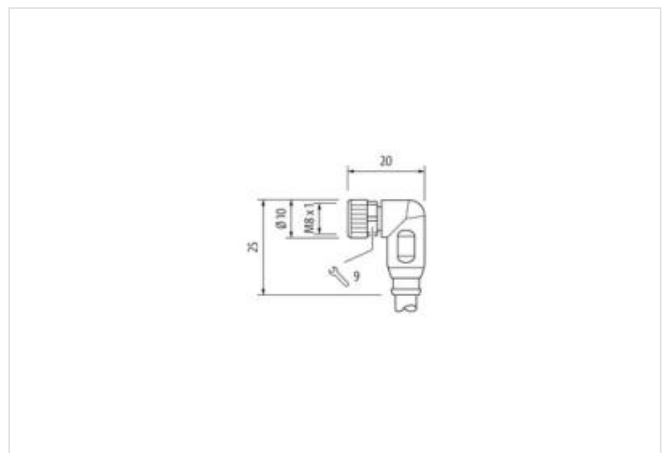
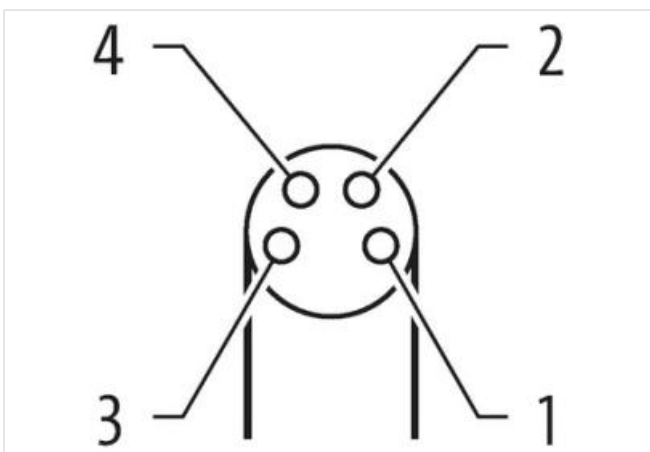

M8, 4-pole

Art-No. 7005 - M8 Lite - (plastic hexagonal screw) on request  
with cable sleeves

Plastic housings with good resistance against chemicals and oils.

The resistance to aggressive media should be individually tested for your application. Further details on request.

Further cable lengths on request.

**[Link til produkt](#)****Illustrasjon**

Produktet kan avvike fra bildet



Cable length	10 m
--------------	------

**Side 1**

Tightening torque	0,4 Nm
Mounting method	inserted, screwed
Coating contact	gold plated
Family construction form	M8
Thread	M8 x 1
suitable for corrugated tube (internal Ø)	6,5 mm
Cable outlet	angled
Coding	A
Material contact	Copper alloy
Material	PUR
No. of poles	4
Width across flats	SW9
Degree of protection (EN IEC 60529)	IP65, IP66K, IP67

**Side 2**

Stripping length (jacket)	20 mm
Family construction form	free cable end

**Handelsinformasjon**

ECLASS-6.0	27279218
ECLASS-6.1	27279218
ECLASS-7.0	27279218
ECLASS-8.0	27279218
ECLASS-9.0	27060311
ECLASS-10.1	27060311
ECLASS-11.1	27060311
ECLASS-12.0	27060311
ETIM-5.0	EC001855
GTIN	4048879227599
Pakkestørrelse	1
Tolltariffnummer	85444290

**Electrical data | Supply**

Operating voltage AC max.	50 V
Operating voltage DC max.	60 V
Current operating per contact max.	4 A

**Diagnostics**

Status indication LED	no
-----------------------	----

**Installation | Connection**

Stripping length (jacket)	20 mm
Mounting set	M8 x 1

**Device protection | Electrical**

Degree of protection (EN IEC 60529)	IP65, IP67, IP66K
Additional condition protection degree	inserted, screwed
Pollution Degree	3
Rated surge voltage	1,5 kV
Material group (IEC 60664-1)	I

**Mechanical data | Material data**

Coating locking	Nickeled
Coating of fitting	nickel plated
Material gasket	FKM
Locking material	Zinc die-casting

Material screw connection                      Zinc die-casting

#### Mechanical data | Mounting data

Mounting method                                      inserted, screwed, Shaking protection

#### Environmental characteristics | Climatic

Operating temperature min.                      -25 °C

Operating temperature max.                      85 °C

Additional condition temperature range        depending on cable quality

#### Important installation notes

Note on strain relief                                 Protect the connectors by suitable measures from mechanical loads, e.g. by the usage of cable ties.

Note on bending radius                            **Attention:** Observe the permissible bending radii when laying cables, as the IP protection class can be endangered by excessive bending forces.

#### Conformity

Product standard                                    DIN EN 61076-2-104 (M8)

#### Installation | Cable

wire arrangement                                 brown, white, blue, black

Cable identification                                324

Jacket Color                                         gray

Amount stranding                                 1

Stranding    4 wires twisted

wire arrangement                                 brown, white, blue, black

Material jacket                                    PVC

Outer-diameter (jacket)                         5 mm

Tolerance outer diameter (sheath)           ± 5 %

Material wire insulation                        PVC

Amount wires                                      4

Conductor crosssection (wire)                0,34 mm<sup>2</sup>

Current load capacity (standard)            to DIN VDE 0298-4

Current load capacity min. wire               4,8 A

Min. operating temperature (static)        -30 °C

Max. operating temperature (fixed)         80 °C

Operating temperature min. (dynamic)     -10 °C

Operating temperature max. (dynamic)     80 °C

Flame resistance                                 UL 1581 § 1090 | UL 1581 § 1100 FT2 | IEC 60332-2-2

chemical resistance                              Good, application-related testing

Gasoline resistance                              Good, application-related testing

Oil resistance                                     DIN EN 60811-404 | Good, application-related testing

Bending radius (fixed)                         5 x Outer diameter

Bending radius (dynamic)                     10 x Outer diameter